


Year 4

Home Learning Pack

Name: _____

Week Two



Year 4 Week 2 Work Timetable					
Time/Day	Monday	Tuesday	Wednesday	Thursday	Friday
Wake Up	Wake up/Have breakfast/Change clothes ready for the day	Wake up/Have breakfast/Change clothes ready for the day	Wake up/Have breakfast/Change clothes ready for the day	Wake up/Have breakfast/Change clothes ready for the day	Wake up/Have breakfast/Change clothes ready for the day
Morning Session	Grammar Complete Lesson 1 Cloze Passage Complete the cloze passage on 'Australia' by reading the text and using context to figure out the missing words.	Comprehension: Complete Lesson One 'The Lion and the Mouse'. In Google classroom, students are to read the passage, and then answer comprehension questions relating to the text.	Grammar Complete Lesson 2 Editing Punctuation Read and rewrite the passage, correcting the missing or incorrect punctuation.	Comprehension: Complete Lesson Two 'Life in Antartical'. In Google classroom, students are to watch the supplied video, and then answer comprehension questions relating to the text. If you do not have access to Google Classroom, students can use the supplied website to watch this video on a device at home. Students will then answer the corresponding questions in the Year 4 workbook.	Grammar Complete Lesson 3 Similies Watch videolink and read the information. Complete the activity by creating various similies using 'as' or 'like' https://www.youtube.com/watch?v=xKFU5jMJ-JU&feature=emb_logo
	Spelling: Complete the Lesson One spelling activity in Google Classroom. If you do not	Spelling: Complete the Lesson Two spelling activity in Google Classroom. If you do not	Spelling: Complete the Lesson Three spelling activity in Google Classroom. If you do not	Spelling: Complete the Lesson Four \ spelling activity in Google Classroom. If you do not	Spelling: Students will complete a spelling test, given by a parent or carer. Students are to

	have access to a device, the same words and activity are provided in Day One Lesson One's set workbook.	have access to a device, the same words and activity are provided in Day One Lesson One's set workbook.	have access to a device, the same words and activity are provided in Day One Lesson One's set workbook.	have access to a device, the same words and activity are provided in Day One Lesson One's set workbook.	then submit their results, as well as which words they misspelt to the 'Spelling Test' folder on Google classroom. If you cannot access Google classroom, please email your teacher your results.
	<p>Writing Narrative PINOCCHIO https://www.youtube.com/watch?v=9psuBmtICxk</p> <p>If you don't have the book to read, watch the above video. Then answer the questions relating to the story.</p>	<p>Writing Narrative PINOCCHIO Draft and plan your story ideas using dot points.</p>	<p>Writing Narrative Using your TURNED IN dot points from yesterday it is now your turn to write a Narrative. It must have Geppetto and your puppet.</p>	<p>Writing Narrative Using your plan from yesterday, write your story.</p>	<p>Writing Narrative Using your story from yesterday edit your work. Refer to the slide document uploaded.</p> <p>Handwriting Complete Lesson Two</p>
Recess	Recess	Recess	Recess	Recess	Recess
Middle Session	<p>Mathematics Mad Math Complete times table grid</p>	<p>Mathematics Mad Math Complete times table grid</p>	<p>Mathematics Mad Math Complete times table grid</p>	<p>Mathematics Mad Math Complete times table grid</p>	<p>Mathematics Times Table Play the three times table board game provided</p>
	<p>Problem of the Day Day 1 Daily mathematics challenge Complete DAY 1</p>	<p>Problem of the Day Day 2 Daily mathematics challenge Complete DAY 2</p>	<p>Problem of the Day Day 3 Daily mathematics challenge Complete DAY 3</p>	<p>Problem of the Day Day 4 Daily mathematics challenge Complete DAY 4</p>	<p>Problem of the Day Day 5 Daily mathematics challenge Complete DAY 5</p>

	have access to a device, the same words and activity are provided in Day One Lesson One's set workbook.	have access to a device, the same words and activity are provided in Day One Lesson One's set workbook.	have access to a device, the same words and activity are provided in Day One Lesson One's set workbook.	then submit their results, as well as which words they misspelt to the 'Spelling Test' folder on Google classroom. If you cannot access Google classroom, please email your teacher your results.
	<p>Writing Narrative PINOCCHIO https://www.youtube.com/watch?v=9bsuBmtICxk</p> <p>If you don't have the book to read, watch the above video. Then answer the questions relating to the story.</p>	<p>Writing Narrative PINOCCHIO Draft and plan your story ideas using dot points.</p>	<p>Writing Narrative Using your TURNED IN dot points from yesterday it is now your turn to write a Narrative. It must have Geppetto and your puppet.</p>	<p>Writing Narrative Using your plan from yesterday, write your story.</p>
				<p>Writing Narrative Using your story from yesterday edit your work. Refer to the slide document uploaded.</p>
				<p>Handwriting Complete Lesson Two</p>
Recess	Recess	Recess	Recess	Recess
Middle Session	<p>Mathematics Mad Math Complete times table grid</p>	<p>Mathematics Mad Math Complete times table grid</p>	<p>Mathematics Mad Math Complete times table grid</p>	<p>Mathematics Times Table Play the three times table board game provided</p>
	<p>Problem of the Day Day 1 Daily mathematics challenge Complete DAY 1</p>	<p>Problem of the Day 2 Daily mathematics challenge Complete DAY 2</p>	<p>Problem of the Day Day 3 Daily mathematics challenge Complete DAY 3</p>	<p>Problem of the Day Day 5 Daily mathematics challenge Complete DAY 5</p>

	<p>Volume & Capacity Refer to the VOLUME Week 2 Google slides booklet Lesson 1 <i>Using Litres</i></p> <p>Reading EGGS Complete the activities set out.</p>	<p>Volume & Capacity Refer to the VOLUME Week 2 Google slides booklet Lesson 2 <i>Using Millilitres</i></p> <p>Log into your Mathletics account and challenge others with your calculation speed.</p>	<p>Volume & Capacity Refer to the VOLUME Week 2 Google slides booklet Lesson 3 <i>Comparing Capacity</i></p> <p>Reading Go to LIBRARY GOOGLE CLASSROOM or Read a chapter or a book that you have at home.</p>	<p>Volume & Capacity Refer to the VOLUME Week 2 Google slides booklet Lesson 4 <i>Revision</i></p> <p>Log into your Mathletics account and challenge others with your calculation speed.</p>	<p>Play Game Play Dominoes with a family member. If you don't have a domino game, print out DOMINO template, cut out and start having fun.</p>
Lunch	Lunch	Lunch	Lunch	Lunch	Lunch
Afternoon Session	<p>Country Research Project</p> <p>FINAL DAY: Complete the project ready to present.</p> <p>We have allocated an extra two sessions to complete your country research project task. If you have already completed this task on your chosen country, we encourage you to research another, completely different country, and create dot</p>	<p>Garden Picture</p> <p>This afternoon, go out into your backyard, and photograph or sketch 2 scenes that you find interesting or beautiful. Upload these to Google Classroom, or draw/glue into your workbook.</p>	<p>Geography Lesson 2 Climate Zones</p> <p>Earth has 3 invisible lines that determine the climate zones. Complete the world map drawing the 3 lines.</p> <p>Colour in the Map of Australia with its Climatic zones.</p>	<p>Sport Follow the FUN FITNESS BINGO POSTER</p> <p>KEEP FIT AND ACTIVE BY CHALLENGING YOUR MIND AND BODY WITH DIFFERENT ACTIVITIES</p>	<p>Art Mother's Day Activity</p> <p>It is Mother's Day on Sunday. Make something special for your beautiful Mum today. Attached is a choice of mother's day cards and craft ideas. Choose the one you want to complete.</p>

Day 1 Monday

Grammar Day 1

Cloze Passage

A cloze passage is a passage of writing that you read independently that has some words missing. It is your job to pick the correct word to match each gap in the passage. This passage will be about Australia.

Lesson 1- Cloze Passage

Australia can be found in the [] hemisphere and forms part of the [] continent of []. It is surrounded by the Indian and [] oceans. Australia has a population of over 23 million and is the sixth [] country in the world.

Major [] include [], Brisbane, Melbourne, Adelaide and []. The capital city of Australia is []. Australia is well known for it's Sydney [] House and Great Barrier Reef. The Australian outback is an area that spans an area of [] spanning a [] percent of the country.

WORD BANK: Southern Oceania Pacific largest cities Sydney Perth
Canberra Opera desert / arge

Spelling Words

1. spill
2. berry
3. happy
4. really
5. messy
6. lettuce
7. carrot
8. puzzle
9. traffic
10. pizza
11. errand
12. litter
13. address
14. collect
15. happen

❖ Review Words ❖

16. however
17. about
18. flower

★ Challenge Words ★

19. successful
20. necessary

Monday Week Two

About Your Spelling Words

Each of this week's spelling words has a double consonant.

- Which letters are consonants? Which ones are vowels?
- Which spelling word has two sets of double consonants?
- Read the words below. Which four have double consonants?

magical	tree-top	correct	winner
dress	butterfly	beetle	tools

Fix the misspelled words.

- 1) One of my least favorite chores is changing the cat liter.
- 2) Carlos put a leaf of lettuce on his sandwich.
- 3) Vijay's hair looked messie when he got up in the morning.
- 4) I realy enjoyed the trip to Niagara Falls.
- 5) There was a piece missing from the puzzel.

Type out your list words.

[illegible]

How many smaller words can you find in however? I found 9. Can you beat me?

Writing Day 1

Writing Week 2 Term 2 Monday

Just like last week where the teachers read many interesting stories on strawberry and snail adventures, we will be doing the same picture all week over 5 days.

Our writing this week has a story theme which you may be familiar with Pinnochio. If you haven't seen Pinnochio that's ok, the questions and pictures are here to help you. At the end of the week if you have access to watch Pinnochio it will be your Friday afternoon treat.

Please write your answers to the questions below.



Question time!

- ▶ What has Geppetto created?
- ▶ Why is he so surprised?
- ▶ What is the puppet's name?
- ▶ What do you think Geppetto will do next?
- ▶ Do you think he has made anything magical before?
- ▶ Can you make a list of all the things the woodcarver would normally make?
- ▶ Do you have anything that has been carved out of wood in your house?
- ▶ If you could carve something to come alive, what would it be?

Please write your answers to the questions below

1.

2.

3.

4.

5.

6.

7.

8.

Mad Maths Day 1

Mad Math *How Fast Can You Solve?*

X	3	4	9	5	1	2	11
2							
1							
0							
3							
5							
10							
4							
11							
9							

Monday
Week Two



Time:

Problem a Day, Day 1

Monday

Place a 4 above the 5.

Place a 6 to the left of the 4.

Place a 3 under the 6.

Place a 2 to the right of the 4.

Place a 7 under the 2.

Put a + to the left of the 3.

Now answer the addition question 😊

		5	

Maths: Volume and Capacity, Day 1

Volume and Capacity Litres:



Capacity refers to how much liquid a container can hold. Capacity can be measured in litres. We use the symbol L.







Have a look around your home see if you can find a container that has a capacity to hold 1 litre. Some of the containers to store food in your cupboard have a 1 litre capacity. Some milk, juice or cordial bottles have 1 litre.



Below list what you found around your home. You could add some colourful pictures here too.

Use a 1 Litre container to measure the capacity in each of these items that you find in your home. Don't forget to estimate before you measure.

Estimate means to think about and then guess how many before you do the actual measurement.

	A: Kettle	B: Saucepan	C: Bath	D: Bucket
				
Estimate:				
Actual Number:				



Country Research, Day 1

We have allocated an extra two sessions to complete your country research project task. If you have already completed this task on your chosen country, we encourage you to research another, completely different country, and create dot points of similarities and differences.

Use the following link to help you.

<https://worldbookonline.com/wb/Login?ed=wb>

Login: clairgate

Password: clairgate

Type your chosen country into the Search Bar.

Day 2 Tuesday

Comprehension Day 2

Read the passage on 'The Lion and the Mouse'.

Once you have read the passage, answer the 5 comprehension questions that match the text.

The Lion and the Mouse



One day, a proud lion was asleep in the wood, his head resting on his paws. A timid mouse came along. The mouse didn't see the lion and ran across the lion's nose.


The lion woke up from his nap. He was cross with the mouse. "You woke me up!" he roared and laid his paw on the mouse, ready to gobble her up.

The mouse was scared. "Please let me go!" begged the mouse. "If you let me go, I will repay you one day!"

"You are funny!" said the lion. "How could a mouse help a lion?"

The lion laughed at the idea that a mouse could ever help him. But he was generous and let the mouse go.

Some days later, the lion was caught in a hunter's net. Unable to get out, the lion roared in anger. The mouse remembered the lion's voice and ran quickly to the net.



The mouse saw the lion struggling in the net and had an idea. She gnawed on the net until it broke and the lion was able to escape. The lion was free.

"Even a mouse can help a lion!" declared the tiny mouse.

From that day on, the mouse and the lion became friends forever.

A kindness is never wasted.

Answer the questions below:

Why did the mouse run across the lion's nose?

Why did the lion think the mouse was funny?

Why did the mouse run quickly to the net?

'One day, a proud lion was asleep in the wood, his great head resting on his paws.'

Which words in this sentence are adjectives?

Why did the lion think the mouse was funny?

Spelling Words

1. spill
2. berry
3. happy
4. really
5. messy
6. lettuce
7. carrot
8. puzzle
9. traffic
10. pizza
11. errand
12. litter
13. address
14. collect
15. happen

❖ Review Words ❖

16. however
17. about
18. flower

★ Challenge Words ★

19. successful
20. necessary

Tuesday Week Two

Fill in the missing spelling word.

- 1) There was a lot of leftover _____ from the birthday party.
- 2) Nicholas is always _____ to help a friend in need.
- 3) The bakery moved to a new _____ last week.
- 4) "How did this _____?" my mother asked.
- 5) Brenda had a _____ presentation at work today.
- 6) Do not _____ your soup.

How many small words can you find in address. I found 7. Can you beat me?

Type out your list backwards.

[illegible]

Writing Day 2

Writing Week 2 Term 2 Tuesday

Today we want you to brainstorm some ideas for your story: You are not writing your story today. This is your planning day.

Story starter!



Geppetto, the master woodcarver, was considered by many of his neighbours living alongside him in the small, quiet village in Italy in which he resided, as a genius. For half a century, Geppetto had, on a daily basis, worked his fingers to the bone in his cramped workshop, hunched over his workbench, honing his skills, to become the best and most respected woodcarver in the whole kingdom. Hour upon hour he would toil, whittling wood, with most spectacular precision, into an incredible array of different items and oddities. The saying in the village went: 'if you can imagine it, Geppetto can carve it!' In fact, this motto was now proudly emblazoned above the door to his shop.

For the past week, the master woodcarver had been working on his latest creation: a puppet. Like every other creation of Geppetto's, this particular project was turning out to be a masterpiece. However, one morning when Geppetto strode energetically through his workshop door to begin the day's labour, he couldn't believe the sight that befell him...

In dot points write your responses::

1. Setting:

Where is Geppetto's workshop? :

What time of the day? What does the workshop look like?

When is the story taking place:

Who are your characters? Describe what they look like? What does your puppet look like?

Use the ideas above in your story starter.

2. Problem:

Think about your problem, then the series of events to solve or fix your problem.
Write your ideas here.

3. Conclusion:

What happens in the end?

Mad Maths Day 2

Mad Math *How Fast Can You Solve?*

X	3	4	9	5	1	2	11
2							
3							
1							
5							
7							
11							
6							
14							
9							

Tuesday
Week Two



Time:

Problem a Day, Day 2

Tuesday

Colour in each box to complete to puzzle.

You can use the fill bucket above if you are on a computer. Once you have coloured one square, you can hold down CTRL then click Y and it will keep filling the square you click on.

e2, a1, i7, c5, a3, b3, b9, c3, g5, i6, d3, c6, e3, e9, c1, e1, d9, b6, i5, d6, c7, a2, g6, a9, g4, c9, g7, c2, i4.


The answer is:

	1	2	3	4	5	6	7	8	9	10
a										
b										
c										
d										
e										
f										
g										
h										
i										





Maths: Volume and Capacity Day 2

Volume and Capacity Millilitres:






To measure the capacity of smaller containers we use millilitres.
The symbol for millilitres is mL. There are 1 000 mL in 1 litre.
This litre jug is filled half way so it contains 500 mL of liquid.



- 1 How many of each container is needed to fill a 1 litre jug? Remember: 1 litre = 1000 mL

Container size	a mug 250 mL	b glass 200 mL	c egg cup 50 mL	d a raindrop 1 mL
				
Number needed to fill a 1 litre jug	<input type="text"/>	<input type="text"/>	<input type="text"/>	<input type="text"/>

- 2 Order these containers from smallest to largest according to their capacity.

Container	a 	b 500 mL 	c 250 mL 	d 100 mL 	e 150 mL 
Order	<input type="text"/>	<input type="text"/>	<input type="text"/>	<input type="text"/>	<input type="text"/>

- 3 What is the most appropriate unit of capacity for each of these objects – millilitres (mL) or litres (L)?

a 

b 

c 

d 

e 

f 

- 4 Label each of these containers with the amount of water in each:



Answer the questions using the pictures above:

- 1/ Which container has the most liquid in it?
- 2/ Which container has the least liquid in it?
- 3/ How much more liquid is there in container c than in container a?
- 4/ Which three containers, when added together, would not overflow?

Do your working out for question 4 below:

*Use the tools above in colour to mark the lines on the Jug. You need to read the word problem first.
The blue text boxes is where you type your answers.*

- 6 Mark the level of liquid in these jugs according to each problem.



Bec pours herself a glass of orange juice from this jug that was full to the 1 litre mark. If the glass she uses is 300 mL, how much is left in the jug?



Cam is mixing cordial for a party. He pours in 200 mL of cordial and then adds twice as much water. How much mixed cordial is now in the jug?

Garden Picture, Day 2

This afternoon, go out into your backyard, and photograph or sketch 2 scenes that you find interesting or beautiful.


Day 3 Wednesday

Grammar Day 3

Editing

You are the teacher! You will need to read the following passage and fix any punctuation mistakes you may find by re-typing the passage below. Some mistakes may be missing capital letters, full stops, commas, spelling errors and missing punctuation marks (?, !) Good luck!

today is my birfday. i turn Ten years old today, and i am so ecksited. I hope that at my party i can have lollies cake and lots of pizza. All of my frends are invited to my party to celebrate my speshal day. i really hope that everybodie comes to my party. This morning i opened a present from my mum and dad, and it was a Nintendo Switch. i was so excited that i cryed with pure joy. they even bort me the new zelda game!





Spelling Words

1. spill
2. berry
3. happy
4. really
5. messy
6. lettuce
7. carrot
8. puzzle
9. traffic
10. pizza
11. errand
12. litter
13. address
14. collect
15. happen

❖ Review Words ❖

16. however
17. about
18. flower

★ Challenge Words ★

19. successful
20. necessary

Sentences.

Wednesday Week 2

Draw pictures to math 5 of your words. Write an interesting sentence for each word you choose.

Type out your list in a different font.

[illegible]

Writing Day 3

Writing Week 2 Term 2 Wednesday

Using your dot points from yesterday it is now your turn to write a Narrative. It must have Geppetto and your puppet. You can have extra characters if you like. We look forward to reading about your creative adventure!

Don't forget to write in Paragraphs.



Story starter!

Geppetto, the master woodcarver, was considered by many of his neighbours living alongside him in the small, quiet village in Italy in which he resided, as a genius. For half a century, Geppetto had, on a daily basis, worked his fingers to the bone in his cramped workshop, hunched over his workbench, honing his skills, to become the best and most respected woodcarver in the whole kingdom. Hour upon hour he would toil, whittling wood, with most spectacular precision, into an incredible array of different items and oddities. The saying in the village went: 'if you can imagine it, Geppetto can carve it!' In fact, this motto was now proudly emblazoned above the door to his shop.

For the past week, the master woodcarver had been working on his latest creation: a puppet. Like every other creation of Geppetto's, this particular project was turning out to be a masterpiece. However, one morning when Geppetto strode energetically through his workshop door to begin the day's labour, he couldn't believe the sight that befell him...

Start with your title:

Complete your writing here:

[illegible]

[illegible]

Mad Math Day 3

Mad Math *How Fast Can You Solve?*

X	3	4	9	5	1	2	11
2							
3							
1							
5							
7							
12							
6							
4							
9							

Wednesday
Week Two



Time:

Problem a Day, Day 3

Wednesday

In a table, the boxes going top to bottom are COLUMNS

he boxes going side to side are ROWS



1st column, 1st row	2nd column, 1st row
1st column, 2nd row	2nd column, 2nd row



T

Follow the instructions and put the names in the correct boxes. Always count from the very first box at the top left - this is the first column, first row.

Lara - third column, fifth row. John - second column, first row. Blake - fifth column, fifth row. Judy - third column, third row. Lucy - fourth column, fifth row. Mark - first column, fourth row. Sarah - fifth column, fourth row. Gary - first column, fifth row. Mike - second column, fifth row. Dave - fourth column, first row. Now colour each square with a name in it.

Maths: Volume and Capacity, Day 3

Today we are looking to compare different capacities.

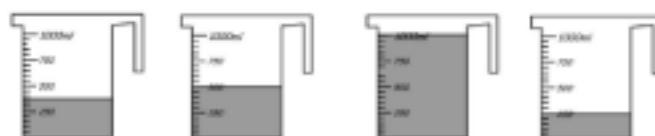
In the past 2 days we have investigated 1 litre L and smaller millilitre ML units. Today we will be completing some worksheets that allows us to compare smaller units.

Using the drawing tools complete the activity.

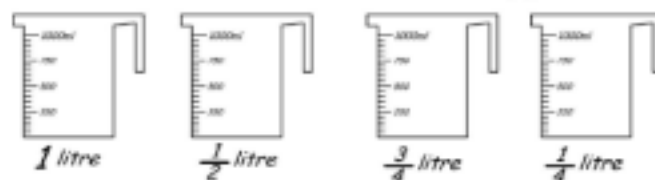
Match the measuring jugs to the containers that filled them.



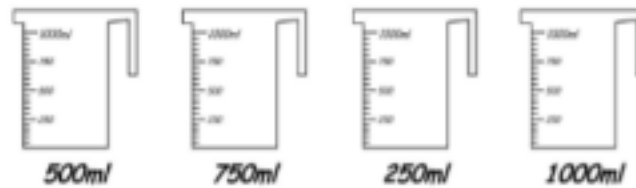
Use your line tool to complete this task.



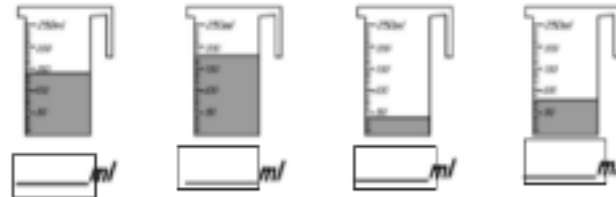
Fill the containers to the measurements below each jug.



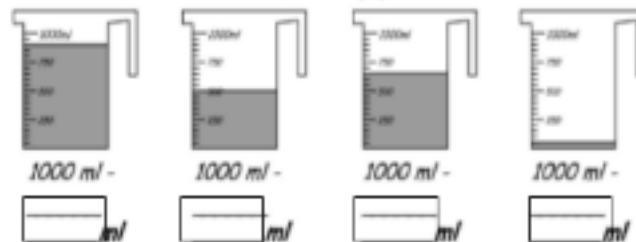
Colour to fill each measuring jug to the levels indicated below .



How many millilitres of liquid are in each of these measuring cups?



How much liquid is needed to fill each jug to 1 litre?



Text boxes to type in are all blue for these activities.

Geography Day 3

GEOGRAPHY - LESSON 2 Earth's Environments

AUSTRALIA'S CLIMATE ZONES

Climate zones in Australia vary due to the size of the continent and it is surrounded by the Pacific, Indian and Antarctic ocean.

There are 5 major climate zones/regions in Australia:

- Desert
- Semi-desert
- Tropical, temperate and Mediterranean



COLOUR THE AUSTRALIAN CLIMATE ZONES.

AUSTRALIA'S CLIMATE REGIONS



- ☐ Tropical 'Wet and Dry Seasons'
- ☐ Hot Summer, Mild Winter
- ☐ Hot Dry Summer, Cool Winter
- ☐ Warm Summer, Cold Winter
- ☐ Mild Summer, Very Cold Winter

Teach Starter.com

GEOGRAPHY - LESSON 2

Earth's Environments

Climate Zones on Earth

1. Draw and label on the world map the 3 major lines that circle Earth's climatic zones:
 - a. The Equator - draw across the centre of earth - a bold dark line.
 - b. Tropic of Cancer - draw this above the equator (crosses above India) - a dotted line.
 - c. Tropic of Capricorn - draw this below the equator (crosses middle of Australia) - a dotted line.
2. Colour the 3 major climatic zones on Earth:
Tropical zone in green Temperate zone in yellow. Polar zone in pink



Day 4 Thursday

Comprehension Day 4

Watch the video link provided and answer the following questions:

Briefly summarise the BTN 'Life in Antarctica' story.

Antarctica is the coldest, driest and windiest place on Earth. True or false?

Describe the clothing worn by people in Antarctica.

What type of jobs do people do in Antarctica?

Why can't they bring soil from Australia, to grow plants in?

Spelling Word Search

F	M	A	V	N	L	A	D	D	R	E	S	S	J
P	L	U	T	B	E	R	R	Y	O	A	V	K	M
J	I	O	W	E	T	C	O	L	L	E	C	T	D
S	A	Z	L	I	T	T	E	R	E	A	L	L	Y
D	U	T	Z	R	U	M	K	S	C	V	T	E	X
P	K	C	U	A	C	C	E	S	S	P	I	L	L
U	Z	M	C	M	E	A	T	P	H	A	P	P	Y
Z	H	O	W	E	V	E	R	Z	I	B	R	L	C
Z	A	Z	W	S	S	U	A	R	Z	O	A	Y	L
L	P	Y	L	S	F	S	F	M	O	U	W	T	K
E	P	I	Z	Y	V	L	F	O	E	T	Y	O	D
L	E	R	R	A	N	D	I	U	L	S	S	U	H
S	N	E	J	M	T	E	C	F	L	O	W	E	R

Find your spelling words in the puzzle. Words are hidden →, ↓, and ↘.

Spelling Words Words with Double Consonants			Review (from Unit C-8)
SPILL	CARROT	ADDRESS	HOWEVER
BERRY	PUZZLE	COLLECT	ABOUT
HAPPY	TRAFFIC	HAPPEN	FLOWER
REALLY	PIZZA		Challenge Words
MESSY	ERRAND		SUCCESSFUL
LETTUCE	LITTER		NECESSARY



Writing Day 4

Writing Week 2 Term 2 Thursday

Today we want to look again at the Narrative you wrote yesterday.

It is your editing day. Please read through it again but look for spelling mistakes, capital letters, full stops and make sure that your sentences make sense. Change any problems you find. Share your story with someone. Read it aloud. Can you improve your story by adding better words?

Your second part of today's work is to draw the perfect picture to match your story.



Perfect picture!

The puppet is about to realise that it can move without being controlled by a human hand. Can you draw what it will do next?

Please draw below the perfect picture to match your story.



Mad Maths Day 4

Mad Math *How Fast Can You Solve?*

X	3	4	9	5	1	2	11
12							
11							
10							
9							
8							
7							
6							
5							
4							








Thursday
Week Two



Time:

Problem a Day, Day 4

Thursday

Use words such as: top, bottom, left, right, column one, row three to describe where each image is located in the table.

Apple:

Rocket:

Unicorn:

Computer:

Books:

Star:

Teddy Bear:

Maths: Volume and Capacity Day 4

Litre The Litre: Comparing the capacity of containers to 1 litre.




Parent guided activity: Please ask an adult to help you.



Look for items around your home that measure their content in millilitres or litres.

Find two items which have a capacity less than a litre (less than 1000ml), equal to a litre (1000ml), and more than a litre (more than 1000ml) .

Draw each item and record its capacity.

Less than 1 Litre	Equal to 1 Litre	More than 1 Litre
 <i>capacity = 375 ml</i>	<p>The capacity should be on the container.</p>  <i>1 litre (1000 ml)</i>	 <i>capacity = 2 litres</i>
Capacity =	Capacity = 1 Litre	Capacity =
Capacity =	Capacity = 1 Litre	Capacity =

Cut and Paste or draw pictures to match. Don't forget to fill in the capacity amounts.



Day 5 Friday

Grammar Day 5

Lesson 3- Similes

What is a simile?

A simile is a figure of speech that directly relates and compares two different things. The simile is usually in a phrase that begins with "as" or "like".

13

Lesson 3- Examples



The boy was as brave as a lion.



They fought like cats and dogs.



It was as cold as ice.

THEY AREN'T REALLY THESE THINGS, BUT THEY ARE LIKE THEM!

15

Lesson 3- Have a go

Move each text box to match the start of each sentence

As cute as a

whistle

Blind as a

bat

As sweet as

button

Slept like a

log

Clean as a

sugar

16

Lesson 3- Create your own similes

Finish these similes off with your own ideas!

As hot as

Drives like a

As bright as

As large as


Shines like

Hard like a

Eats like a

Soft as a

17

[illegible]

Get someone
at home to
test you on
your spelling
words.



Writing Day 5

Writing Week 2 Term 2 Friday

Today is our sentence challenge day. :

Sentence challenge!



Can you make a list of emotions that Geppetto would be experiencing?

Can you then write a sentence starting with one of those emotions, and including some good adjectives?

E.g. Astonished, Geppetto gently raised his weathered hand and pulled on the long, thin threads that controlled the puppet's actions.

Alarmed, Geppetto inched backwards towards the door as a smooth, wooden face with two pale, blue eyes turned to gaze at him.

Below write a list of emotions that Geppetto experienced in your story.

Try and think of at least 3 to 5. eg happy, sad, angry.

- 1.
- 2.
- 3.
- 4.
- 5.

Can you now write at least 2 sentences starting with that emotion. There is an example above.

1.

2.

Handwriting Day 5

WEEK 2 / LESSON A

2020

Entry flicks help you get from one letter into the next.

i i i i i

i i i i i

ii ii ii ii ii

ia ie ii io iu

indoor ill international increase interrupt

WEEK 2 / LESSON B

2020

i i i i i

ii ii ii ii ii

ia ie ii io iu

Ian is an interesting and intelligent iguana.
spill really berry litter collect





1	2	3	4	5	6	7	8	9	10	11	12	13	14	15	16	17	18	19	20	21	22	23	24	25	26	27	28	29	30	31	32	33	34	35	36	37	38	39	40	41	42	43	44	45	46	47	48	49	50	51	52	53	54	55	56	57	58	59	60	61	62	63	64	65	66	67	68	69	70	71	72	73	74	75	76	77	78	79	80	81	82	83	84	85	86	87	88	89	90	91	92	93	94	95	96	97	98	99	100
101	102	103	104	105	106	107	108	109	110	111	112	113	114	115	116	117	118	119	120	121	122	123	124	125	126	127	128	129	130	131	132	133	134	135	136	137	138	139	140	141	142	143	144	145	146	147	148	149	150	151	152	153	154	155	156	157	158	159	160	161	162	163	164	165	166	167	168	169	170	171	172	173	174	175	176	177	178	179	180	181	182	183	184	185	186	187	188	189	190	191	192	193	194	195	196	197	198	199	200
201	202	203	204	205	206	207	208	209	210	211	212	213	214	215	216	217	218	219	220	221	222	223	224	225	226	227	228	229	230	231	232	233	234	235	236	237	238	239	240	241	242	243	244	245	246	247	248	249	250	251	252	253	254	255	256	257	258	259	260	261	262	263	264	265	266	267	268	269	270	271	272	273	274	275	276	277	278	279	280	281	282	283	284	285	286	287	288	289	290	291	292	293	294	295	296	297	298	299	300
301	302	303	304	305	306	307	308	309	310	311	312	313	314	315	316	317	318	319	320	321	322	323	324	325	326	327	328	329	330	331	332	333	334	335	336	337	338	339	340	341	342	343	344	345	346	347	348	349	350	351	352	353	354	355	356	357	358	359	360	361	362	363	364	365	366	367	368	369	370	371	372	373	374	375	376	377	378	379	380	381	382	383	384	385	386	387	388	389	390	391	392	393	394	395	396	397	398	399	400
401	402	403	404	405	406	407	408	409	410	411	412	413	414	415	416	417	418	419	420	421	422	423	424	425	426	427	428	429	430	431	432	433	434	435	436	437	438	439	440	441	442	443	444	445	446	447	448	449	450	451	452	453	454	455	456	457	458	459	460	461	462	463	464	465	466	467	468	469	470	471	472	473	474	475	476	477	478	479	480	481	482	483	484	485	486	487	488	489	490	491	492	493	494	495	496	497	498	499	500
501	502	503	504	505	506	507	508	509	510	511	512	513	514	515	516	517	518	519	520	521	522	523	524	525	526	527	528	529	530	531	532	533	534	535	536	537	538	539	540	541	542	543	544	545	546	547	548	549	550	551	552	553	554	555	556	557	558	559	560	561	562	563	564	565	566	567	568	569	570	571	572	573	574	575	576	577	578	579	580	581	582	583	584	585	586	587	588	589	590	591	592	593	594	595	596	597	598	599	600
601	602	603	604	605	606	607	608	609	610	611	612	613	614	615	616	617	618	619	620	621	622	623	624	625	626	627	628	629	630	631	632	633	634	635	636	637	638	639	640	641	642	643	644	645	646	647	648	649	650	651	652	653	654	655	656	657	658	659	660	661	662	663	664	665	666	667	668	669	670	671	672	673	674	675	676	677	678	679	680	681	682	683	684	685	686	687	688	689	690	691	692	693	694	695	696	697	698	699	700
701	702	703	704	705	706	707	708	709	710	711	712	713	714	715	716	717	718	719	720	721	722	723	724	725	726	727	728	729	730	731	732	733	734	735	736	737	738	739	740	741	742	743	744	745	746	747	748	749	750	751	752	753	754	755	756	757	758	759	760	761	762	763	764	765	766	767	768	769	770	771	772	773	774	775	776	777	778	779	780	781	782	783	784	785	786	787	788	789	790	791	792	793	794	795	796	797	798	799	800
801	802	803	804	805	806	807	808	809	810	811	812	813	814	815	816	817	818	819	820	821	822	823	824	825	826	827	828	829	830	831	832	833	834	835	836	837	838	839	840	841	842	843	844	845	846	847	848	849	850	851	852	853	854	855	856	857	858	859	860	861	862	863	864	865	866	867	868	869	870	871	872	873	874	875	876	877	878	879	880	881	882	883	884	885	886	887	888	889	890	891	892	893	894	895	896	897	898	899	900
901	902	903	904	905	906	907	908	909	910	911	912	913	914	915	916	917	918	919	920	921	922	923	924	925	926	927	928	929	930	931	932	933	934	935	936	937	938	939	940	941	942	943	944	945	946	947	948	949	950	951	952	953	954	955	956	957	958	959	960	961	962	963	964	965	966	967	968	969	970	971	972	973	974	975	976	977	978	979	980	981	982	983	984	985	986	987	988	989	990	991	992	993	994	995	996	997	998	999	1000
1001	1002	1003	1004	1005	1006	1007	1008	1009	1010	1011	1012	1013	1014	1015	1016	1017	1018	1019	1020	1021	1022	1023	1024	1025	1026	1027	1028	1029	1030	1031	1032	1033	1034	1035	1036	1037	1038	1039	1040	1041	1042	1043	1044	1045	1046	1047	1048	1049	1050	1051	1052	1053	1054	1055	1056	1057	1058	1059	1060	1061	1062	1063	1064	1065	1066	1067	1068	1069	1070	1071	1072	1073	1074	1075	1076	1077	1078	1079	1080	1081	1082	1083	1084	1085	1086	1087	1088	1089	1090	1091	1092	1093	1094	1095	1096	1097	1098	1099	1100
1101	1102	1103	1104	1105	1106	1107	1108	1109	1110	1111	1112	1113	1114	1115	1116	1117	1118	1119	1120	1121	1122	1123	1124	1125	1126	1127	1128	1129	1130	1131	1132	1133	1134	1135	1136	1137	1138	1139	1140	1141	1142	1143	1144	1145	1146	1147	1148	1149	1150	1151	1152	1153	1154	1155	1156	1157	1158	1159	1160	1161	1162	1163	1164	1165	1166	1167	1168	1169	1170	1171	1172	1173	1174	1175	1176	1177	1178	1179	1180	1181	1182	1183	1184	1185	1186	1187	1188	1189	1190	1191	1192	1193	1194	1195	1196	1197	1198	1199	1200
1201	1202	1203	1204	1205	1206	1207	1208	1209	1210	1211	1212	1213	1214	1215	1216	1217	1218	1219	1220	1221	1222	1223	1224	1225	1226	1227	1228	1229	1230	1231	1232	1233	1234	1235	1236	1237	1238	1239	1240	1241	1242	1243	1244	1245	1246	1247	1248	1249	1250	1251	1252	1253	1254	1255	1256	1257	1258	1259	1260	1261	1262	1263	1264	1265	1266	1267	1268	1269	1270	1271	1272	1273	1274	1275	1276	1277	1278	1279	1280	1281	1282	1283	1284	1285	1286	1287	1288	1289	1290	1291	1292	1293	1294	1295	1296	1297	1298	1299	1300
1301	1302	1303	1304	1305	1306	1307	1308	1309	1310	1311	1312	1313	1314	1315	1316	1317	1318	1319	1320	1321	1322	1323	1324	1325	1326	1327	1328	1329	1330	1331	1332	1333	1334	1335	1336	1337	1338	1339	1340	1341	1342	1343	1344	1345	1346	1347	1348	1349	1350	1351	1352	1353	1354	1355	1356	1357	1358	1359	1360	1361	1362	1363	1364	1365	1366	1367	1368	1369	1370	1371	1372	1373	1374	1375	1376	1377	1378	1379	1380	1381	1382	1383	1384	1385	1386	1387	1388	1389	1390	1391	1392	1393	1394	1395	1396	1397	1398	1399	1400
1401	1402	1403	1404	1405	1406	1407	1408	1409	1410	1411	1412	1413	1414	1415	1416	1417	1418	1419	1420	1421	1422	1423	1424	1425	1426	1427	1428	1429	1430	1431	1432	1433	1434	1435	1436	1437	1438	1439	1440	1441	1442	1443	1444	1445	1446	1447	1448	1449	1450	1451	1452	1453	1454	1455	1456	1457	1458	1459	1460	1461	1462	1463	1464	1465	1466	1467	1468	1469	1470	1471	1472	1473	1474	1475	1476	1477	1478	1479	1480	1481	1482	1483	1484	1485	1486	1487	1488	1489	1490</										

Mad Maths Day 5

Follow the pattern of each column to complete and practice your times tables.

[illegible]

Problem a Day, Day 5


Friday

A compass rose shows North, East, West and South.



Can you follow the instructions to complete the path? Each time you move, colour in each box you use to reveal the mystery picture. Start at X.

Go West 3 boxes, North 2 boxes, East 2 boxes, North 2 boxes, West 4 boxes, North 2 boxes, East 4 boxes, North 2 boxes, East 2 boxes, South 2 boxes, East 4 boxes, South 2 Boxes, West 4 boxes, South 4 boxes. Turn your picture sideways and tell me what you see: It is an ?



Art Day 5

Mother's Day Activity

It is Mother's Day on Sunday.

Make something special for your beautiful Mum today.

Attached is a choice of mother's day cards and craft ideas. Choose the one you want to complete.

This bookmark is for...



This bookmark is for...



This bookmark is for...



This bookmark is for...

