

Year 3
Term 1 - Week 10

Daily
Home Learning
Workbook

Name: _____

Class: _____



Year 3

Outline for the Week 10

TIME	Monday	Tuesday	Wednesday	Thursday	Friday
Morning	<p>Reading Read a chapter or a book that you have at home.</p> <p>Writing Complete the book report template. How would you finish the chapter or story differently?</p> <p>Spelling Write out list words each day. Complete the activity for the day.</p>	<p>Reading Read a chapter or a book that you have at home.</p> <p>Grammar Complete "Adjectives Worksheet 1" Watch the link: https://www.youtube.com/watch?v=4f3H12YNlxo</p> <p>Spelling Write out list words each day. Complete the activity for the day.</p>	<p>Reading Read a chapter or a book that you have at home.</p> <p>Writing Write a letter to a character from a text you are reading. Let them know what you like about their character and what you would like their character to do next in the text.</p> <p>Spelling Write out list words each day. Complete the activity for the day.</p>	<p>Reading Read a chapter or a book that you have at home.</p> <p>Grammar Complete "Adjectives Worksheet 1" Play the game at the following link: http://www.sheppardsoftware.com/grammar/adjectives.htm</p> <p>Spelling Write out list words each day. Complete the activity for the day.</p>	<p>Reading Watch "The Good Egg" https://www.youtube.com/watch?v=dxaTtbPMGP4</p> <p>Writing Draw "The Good Egg". Surround your picture with at least 10 adjectives that describe the character.</p> <p>Spelling Get someone at home to test you on your spelling words. Use the template given.</p>
Break	Break	Break	Break	Break	Break
Middle	<p>Mathematics Times Tables Write out your two times tables up to $2 \times 12 = 24$</p> <p>Place Value Complete Place Value Matching Sheet.</p> <p>Log into your Mathletics account and complete your allocated activity.</p> <p>Game With a partner</p>	<p>Mathematics Times Table Write out your two times tables backwards. Starting at $2 \times 12 = 24$</p> <p>Place Value Complete Place Value Addition Sheet.</p> <p>Log into your Mathletics account and challenge others with your calculation speed.</p> <p>Game Play snakes and</p>	<p>Mathematics Times Table Write out your two times tables in different colours.</p> <p>Place Value Complete "Place Value to 4 Digits"</p> <p>Game Follow the link to play Place Value Basketball. https://www.topmarks.co.uk/learning-to-count/place-value-basketball</p>	<p>Mathematics Times Table Write out your two times tables.</p> <p>Place Value Complete Place Value Addition Sheet.</p> <p>Log into your Mathletics account and challenge others with your calculation speed.</p> <p>Game Play a card game with your family Eg, Uno, Go Fish or</p>	<p>Mathematics Times Table Play the Two Times Table board game provided.</p> <p>Game Play a barrier game with a partner. Sit back to back with a family member or a friend. Draw a design on your paper or whiteboard using shapes. Describe your picture so that the other person can recreate it. Describe your design by describe the shapes you used and their location (for</p>

TIME	Monday	Tuesday	Wednesday	Thursday	Friday
	roll 3 dice (or one dice 3 times). Make the biggest number you can with the numbers you roll. Eg. If you roll 4,1,7 the largest number you could make would be 741. The player who can make the highest number gets one point. The first to 10 points wins.	ladders with a family member.		Snap.	example, next to, on top of, between). Check to see how they went.
Break	Break	Break	Break		Break
Afternoon	<p>Journal writing Write and draw how you're feeling today. Are you enjoying working at home?</p> <p>Creative arts Make up a dance to your favourite song. Record it and upload for your teacher.</p>	<p>Country Research Project</p> <p>Continue your "Country Research Report Template"</p> <p>Use the following link to help you. https://worldbookonline.com/wb/Login?ed=wb Login: clairgate Password: clairgate Type your chosen country into the Search Bar.</p>	<p>Geography Using the 'Map of Australia' template</p> <p>Colour and label the States and Territories</p> <p>(Keep your map somewhere safe for next weeks activity)</p>	<p>Country Research Project</p> <p>Continue your "Country Research Report Template"</p> <p>Use the following link to help you. https://worldbookonline.com/wb/Login?ed=wb Login: clairgate Password: clairgate Type your chosen country into the Search Bar.</p>	<p>PDHPE</p> <p>Design a healthy menu for a day at home.</p> <p>Present the menu to your family in a creative way.</p>



My Reward Chart



GOOD JOB

Sunday

--	--	--	--	--	--	--	--

Saturday

--	--	--	--	--	--	--	--

Friday

--	--	--	--	--	--	--	--

Thursday

--	--	--	--	--	--	--	--

Wednesday

--	--	--	--	--	--	--	--

Tuesday

--	--	--	--	--	--	--	--

Monday

--	--	--	--	--	--	--	--




left

right

Aa	Bb	Cc	Dd	Ee	Ff	Gg	Hh	Ii	Jj	Kk	Ll	Mm
Nn	Oo	Pp	Qq	Rr	Ss	Tt	Uu	Vv	Ww	Xx	Yy	Zz

List 1	List 2	List 3	List 4	List 5	List 6	List 7	List 8	List 9	List 10	List 11	List 12	List 13	List 14	List 15
the	of	so	or	do	our	little	now	just	people	again	father	walk	bring	year
to	you	had	got	this	some	play	from	first	school	live	last	may	kind	brother
and	said	his	if	went	old	over	want	day	thing	would	name	give	own	next
a	for	go	mum	then	after	will	well	home	house	around	once	don't	more	friends
I	one	not	dad	off	going	into	come	away	before	work	call	green	other	cat
it	my	me	when	has	which	too	make	three	back	gave	only	five	room	took
in	that	she	were	see	because	him	must	good	help	read	blue	been	hand	picture
is	they	but	what	two	came	right	their	how	find	found	red	tell	night	even
we	at	her	up	did	them	down	very	know	no	long	run	write	tree	ever
he	with	as	have	get	much	big	could	put	four	girl	yes	fast	bad	colour
was	all	an	can	like	made	there	where	about	ran	mother	say	why	should	circle
on	be	by	out	saw	new	your	here	us	eat	dog	ask	these	fell	draw
am							look	boy	take	water	any	many	morning	line
who							man	another	every	think	goes	keep	than	always
												does	time	round

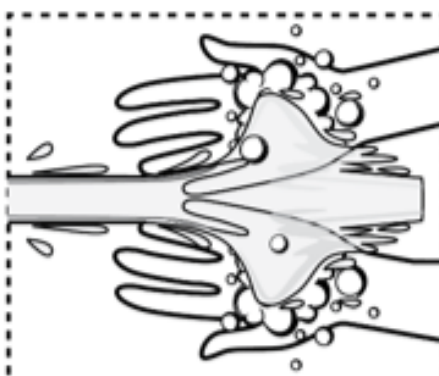
How to wash your Hands




Do you know how to wash your hands? Cut and glue the pictures in the correct order.

Name: _____

--	--	--	--	--




Monday





Monday
Morning Session

Book Review



Plot

Event 1 _____

Event 2 _____

Event 3 _____

Cause and Effect of one of the events in the book

Cause

Effect



My Star Rating



Why I rated the book _____ stars

Book Title

Author _____

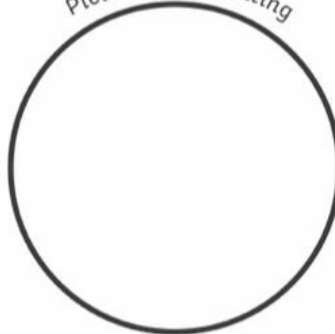
Illustrator _____

Genre (tick as many as apply to your book)

- | | | |
|--------------------------------------|-------------------------------------|---------------------------------------|
| <input type="checkbox"/> fiction | <input type="checkbox"/> scary | <input type="checkbox"/> animal story |
| <input type="checkbox"/> non-fiction | <input type="checkbox"/> fairy tale | <input type="checkbox"/> biography |
| <input type="checkbox"/> fantasy | <input type="checkbox"/> adventure | <input type="checkbox"/> historical |
| <input type="checkbox"/> humour | <input type="checkbox"/> sports | <input type="checkbox"/> mystery |
| <input type="checkbox"/> other _____ | | |

Setting

Picture of the setting



Character



Name _____

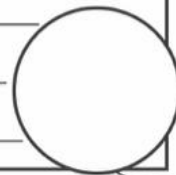
Personality _____

Physical Appearance _____

How I feel about this character and why: _____

draw how you felt!

This book made me feel _____ because _____





Adjectives

An adjective describes people, places and things.
It gives us more information about nouns.

Complete the sentences:

chocolate

yellow

little

big

long

1. My _____ brother likes to play in the sandpit.
2. Dad took a _____ fishing rod with him on the boat.
3. 'Where is the little, _____ dress for your doll?' asked Mum.
4. I have a _____, brown dog who likes to go for long, morning walks.
5. My sister and I love to eat _____ ice-cream.

Write 3 adjectives to describe each item:

Teach THIS



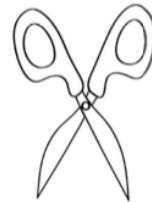
- 1) _____
- 2) _____
- 3) _____



- 1) _____
- 2) _____
- 3) _____




- 1) _____
- 2) _____
- 3) _____



- 1) _____
- 2) _____
- 3) _____



- 1) _____
- 2) _____
- 3) _____



- 1) _____
- 2) _____
- 3) _____



- 1) _____
- 2) _____
- 3) _____



- 1) _____
- 2) _____
- 3) _____

Week Ten

Monday

ow / ou

1. clown
2. cloud
3. crown
4. flour
5. flower
6. brown
7. sound
8. mouth
9. however
10. towel
11. trout
12. around
13. meow
14. shout
15. about
16. smile
17. arrive
18. confuse
19. downspout
20. allowance

To do....

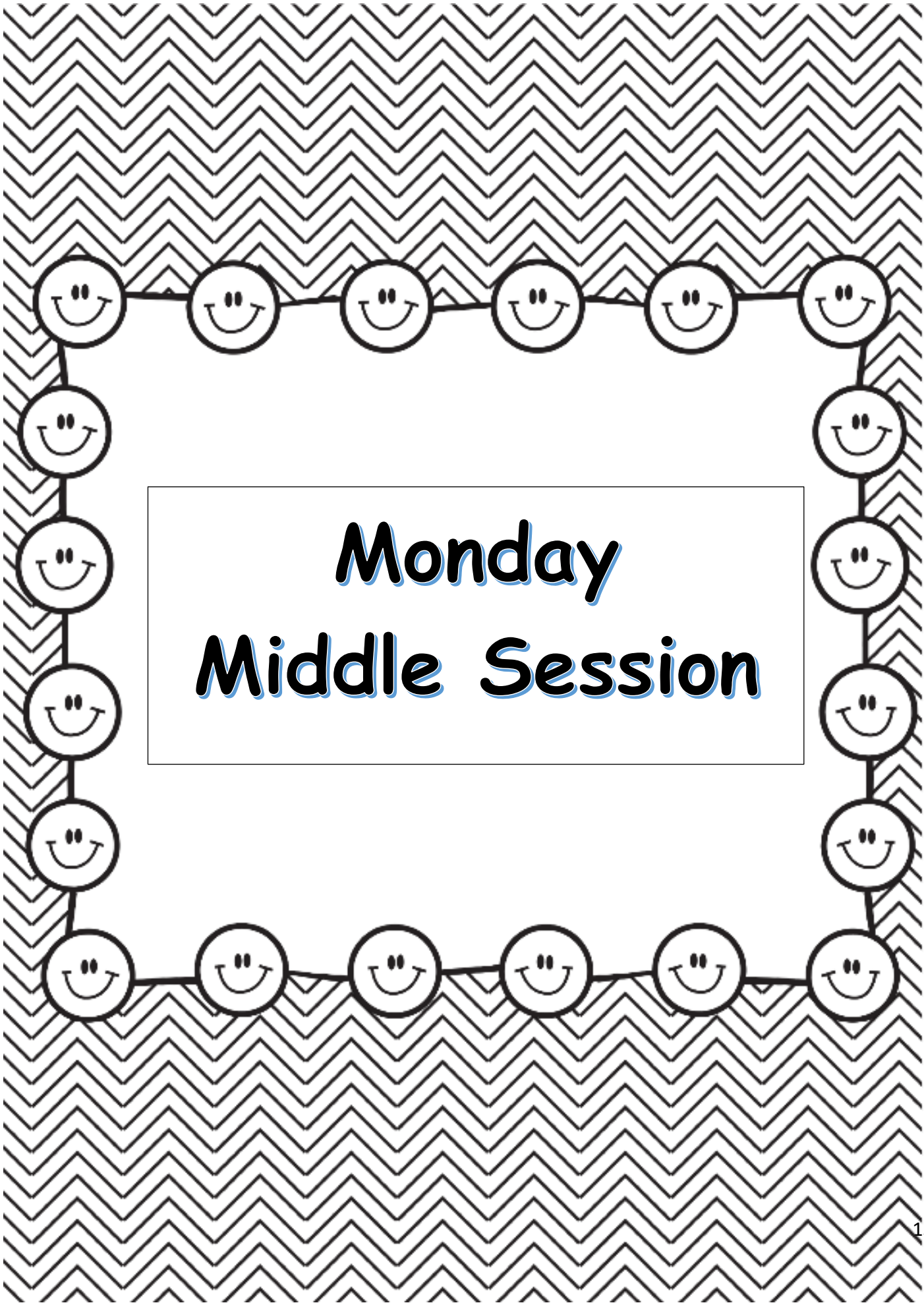
* Write out your list words

Activity - Misspelled Words

Copy the sentence. If all words are correct
put a tick at the end.

If a list word is spelt wrong correct it using
a different colour pencil.


1. My dad has always wanted to go fishing for trowt.
2. Your smile may brighten someone's day.
3. There was not a clowd in the sky.
4. Callie likes the sound of the waves rolling onto the shore.
5. We heard the train conductor showt, "All aboard!"
6. A rooster doesn't say, "meow" – a cat does!
 - a. Write the words with **ou** in **blue**.
 - b. Write the words with **ow** in **red**.
 - c. Write the words 11 to 15 in alphabetical order.



Monday
Middle Session

Write your 2 times tables

up to 2×12 .



Login to Mathletics and complete the allocated activity.



PLACE VALUE MATCHING

Match each number on the left with its pair on the right.

1540

6804

1960

7002

4096

3410

8888

1 group of a thousand
+ 9 groups of hundreds
+ 6 groups of tens

Seven thousand
and two

Three thousand, four
hundred and ten

Six groups of 1000 +
eight groups of 100
+ four

1000 + 500
+ 40


8 thousands +
8 hundreds + 8 tens
+ 8 ones


4 groups of a thousand
+ 0 groups of hundreds
+ 96 ones



**Monday
Afternoon
Session**

TUESDAY



The page features a repeating zigzag pattern in the background. A border of smiley faces is drawn around the central text. The smiley faces are arranged in a rectangular frame, with six faces on each side. The text is centered within a white rectangular box.

Tuesday
Morning Session



Adjectives

**An adjective describes people, places and things.
It gives us more information about nouns.**

Underline the adjectives in each sentence:

- Without sunscreen, the hot summer sun would have burned our skin.
- Ella wrote a story about an old man who had a tiny, brown fluffy dog.
- The kids loved to hang out under the huge, shady, oak tree.
- Ethan found a huge white shell that held to his ear to hear the ocean.
- Tom ate a bowl full of chocolate, vanilla and strawberry ice-cream.
- The bright lights at the football stadium could be seen from afar.
- Yesterday, I went to my friend's amazing 8th birthday party.

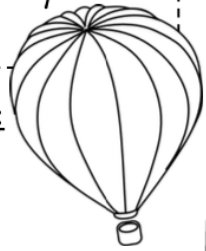


Write a sentence using the following adjectives:

beautiful

tiny

kind



Teach **THIS**

Write 3 adjectives that describe each holiday:



- _____
- _____
- _____



- _____
- _____
- _____

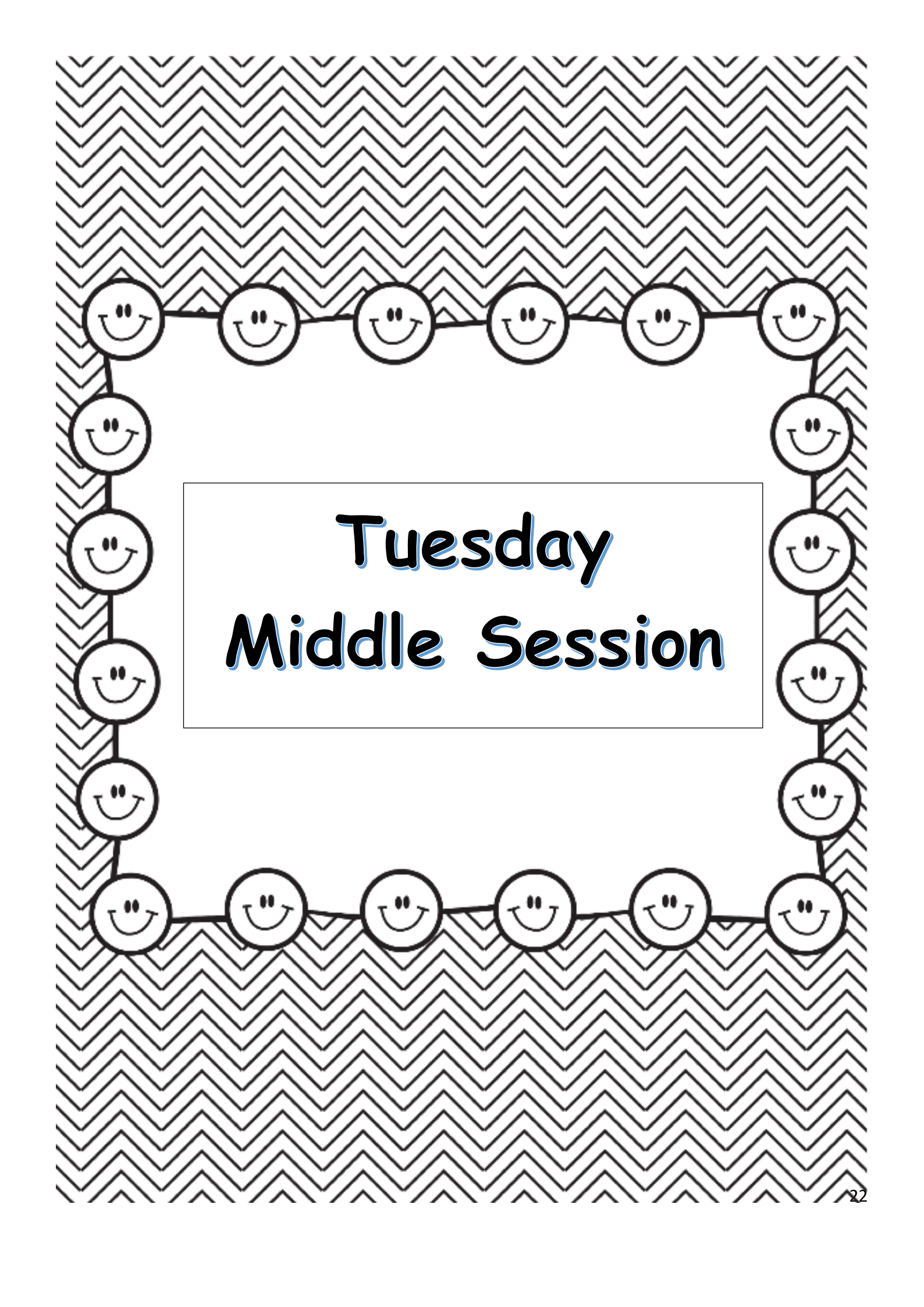
Write 3 adjectives that describe each emotion:



- _____
- _____
- _____



- _____
- _____
- _____



Tuesday
Middle Session



place Value as Addition

We can take a number and describe its place value as an addition equation.

For example 5321 is the same as $500+300+20+1$

See if you can create addition equations with these numbers.

1. $9142 = \underline{\quad\quad\quad} + \underline{\quad\quad\quad} + \underline{\quad\quad\quad} + \underline{\quad\quad\quad}$

2. $1080 = \underline{\quad\quad\quad} + \underline{\quad\quad\quad} + \underline{\quad\quad\quad} + \underline{\quad\quad\quad}$

3. $4261 = \underline{\quad\quad\quad} + \underline{\quad\quad\quad} + \underline{\quad\quad\quad} + \underline{\quad\quad\quad}$

4. $1059 = \underline{\quad\quad\quad} + \underline{\quad\quad\quad} + \underline{\quad\quad\quad} + \underline{\quad\quad\quad}$

5. $1004 = \underline{\quad\quad\quad} + \underline{\quad\quad\quad} + \underline{\quad\quad\quad} + \underline{\quad\quad\quad}$

6. $9099 = \underline{\quad\quad\quad} + \underline{\quad\quad\quad} + \underline{\quad\quad\quad} + \underline{\quad\quad\quad}$

7. $7860 = \underline{\quad\quad\quad} + \underline{\quad\quad\quad} + \underline{\quad\quad\quad} + \underline{\quad\quad\quad}$

8. $3364 = \underline{\quad\quad\quad} + \underline{\quad\quad\quad} + \underline{\quad\quad\quad} + \underline{\quad\quad\quad}$

9. $4326 = \underline{\quad\quad\quad} + \underline{\quad\quad\quad} + \underline{\quad\quad\quad} + \underline{\quad\quad\quad}$

10. $6812 = \underline{\quad\quad\quad} + \underline{\quad\quad\quad} + \underline{\quad\quad\quad} + \underline{\quad\quad\quad}$

11. $5678 = \underline{\quad\quad\quad} + \underline{\quad\quad\quad} + \underline{\quad\quad\quad} + \underline{\quad\quad\quad}$

12. $1396 = \underline{\quad\quad\quad} + \underline{\quad\quad\quad} + \underline{\quad\quad\quad} + \underline{\quad\quad\quad}$


13. $7468 = \underline{\quad\quad\quad} + \underline{\quad\quad\quad} + \underline{\quad\quad\quad} + \underline{\quad\quad\quad}$

14. $2504 = \underline{\quad\quad\quad} + \underline{\quad\quad\quad} + \underline{\quad\quad\quad} + \underline{\quad\quad\quad}$

15. $9909 = \underline{\quad\quad\quad} + \underline{\quad\quad\quad} + \underline{\quad\quad\quad} + \underline{\quad\quad\quad}$


Write your 2 times tables

up to 2×12 .



Login to Mathletics and complete the allocated activity.





Snakes and Ladders



41	42	43	44	45	46	47	48	49	50 FINISH
40	39	38	37	36	35	34	33	32	31
21	22	23	24	25	26	27	28	29	30
20	19	18	17	16	15	14	13	12	11
1 START	2	3	4	5	6	7	8	9	10

The page features a repeating zigzag pattern in the background. A border of smiley faces is drawn around the central text. The smiley faces are arranged in a rectangular frame, with six faces on each side. The text is centered within a white rectangular box.

**Tuesday
Afternoon
Session**

Country Research Report



Country Name: _____

The country is in:

- Australia
- Asia
- North America
- South America
- Africa
- Europe
- Antarctica

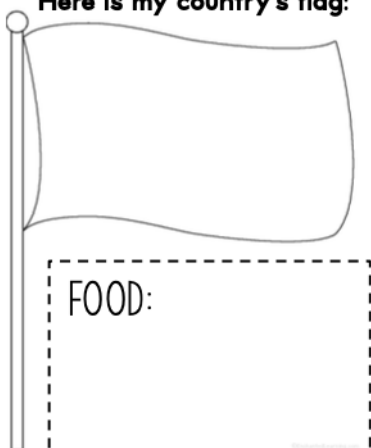


THE CROSS SHOWS WHERE MY COUNTRY IS LOCATED IN THE WORLD:



Population	Currency	Language	Three largest cities
Climate	Size	Imports/Exports	Neighbouring Countries

Here is my country's flag:




Interesting features and landmarks in my country:



Wednesday



The page features a repeating zigzag pattern in the background. A border of smiley faces is drawn around the central text. The smiley faces are arranged in a rectangular frame, with six faces on each side. The text is centered within a white rectangular box.

Wednesday
Morning Session

ow

1. clown
2. cloud
3. crown
4. flour
5. flower
6. brown
7. sound
8. mouth
9. however
10. towel
11. trout
12. around
13. meow
14. shout
15. about
16. smile
17. arrive
18. confuse
19. downspout
20. allowance

Week Ten

Wednesday

To Do....

* Write out your list words using different colour pencils.

Use a dictionary to find and write the meaning of downspout and allowance.

Activity - Word Search

Solve the word find on the next page. Glue into your book.

Spelling Word Search

A	L	G	E	A	K	A	W
R	L	F	D	C	R	Z	B
R	U	L	F	O	W	O	J
I	Y	O	O	L	V	A	U

Name: _____

Unit C-8: /ow/

Spelling Word Search

H	Y	S	A	L	G	E	A	K	A	W	C	H	Y
U	Z	H	R	L	F	D	C	R	Z	B	R	S	U
Q	W	O	R	U	L	F	O	W	O	J	O	O	K
K	J	U	I	Y	O	O	L	V	A	U	W	U	Q
D	C	T	V	M	W	B	W	O	I	Y	N	N	T
H	O	W	E	V	E	R	J	A	W	O	L	D	L
D	N	W	N	C	L	O	W	N	N	E	B	M	S
L	F	S	N	M	O	W	W	H	U	C	R	J	V
X	U	P	O	S	E	N	Q	A	I	L	E	F	U
G	S	T	U	M	P	Y	D	F	L	O	U	R	P
A	E	J	Z	I	T	O	W	E	L	U	K	Y	L
E	C	B	H	L	M	O	U	T	H	D	Z	D	U
K	L	Y	U	E	F	M	V	T	R	O	U	T	W

Find your spelling words in the puzzle. Words are hidden → , ↓ , and ↘.

Spelling Words			Review Words <small>(from Unit C-6)</small>
CLOWN	SOUND	MEOW	SMILE
CLOUD	MOUTH	SHOUT	ARRIVE
CROWN	HOWEVER	ABOUT	CONFUSE
FLOUR	TOWEL		Challenge Words
FLOWER	TROUT		DOWNSPOUT
BROWN	AROUND		ALLOWANCE




The page features a repeating zigzag pattern in the background. A border of smiley faces is drawn around the central text. The smiley faces are arranged in a rectangular frame, with six faces on each side. The text is centered within a white rectangular box.

Wednesday
Middle Session


Write your 2 times tables

up to 2×12 .




Play Place Value Basketball online.

www.topmarks.co.uk/learning-to-count/place-value-basketball

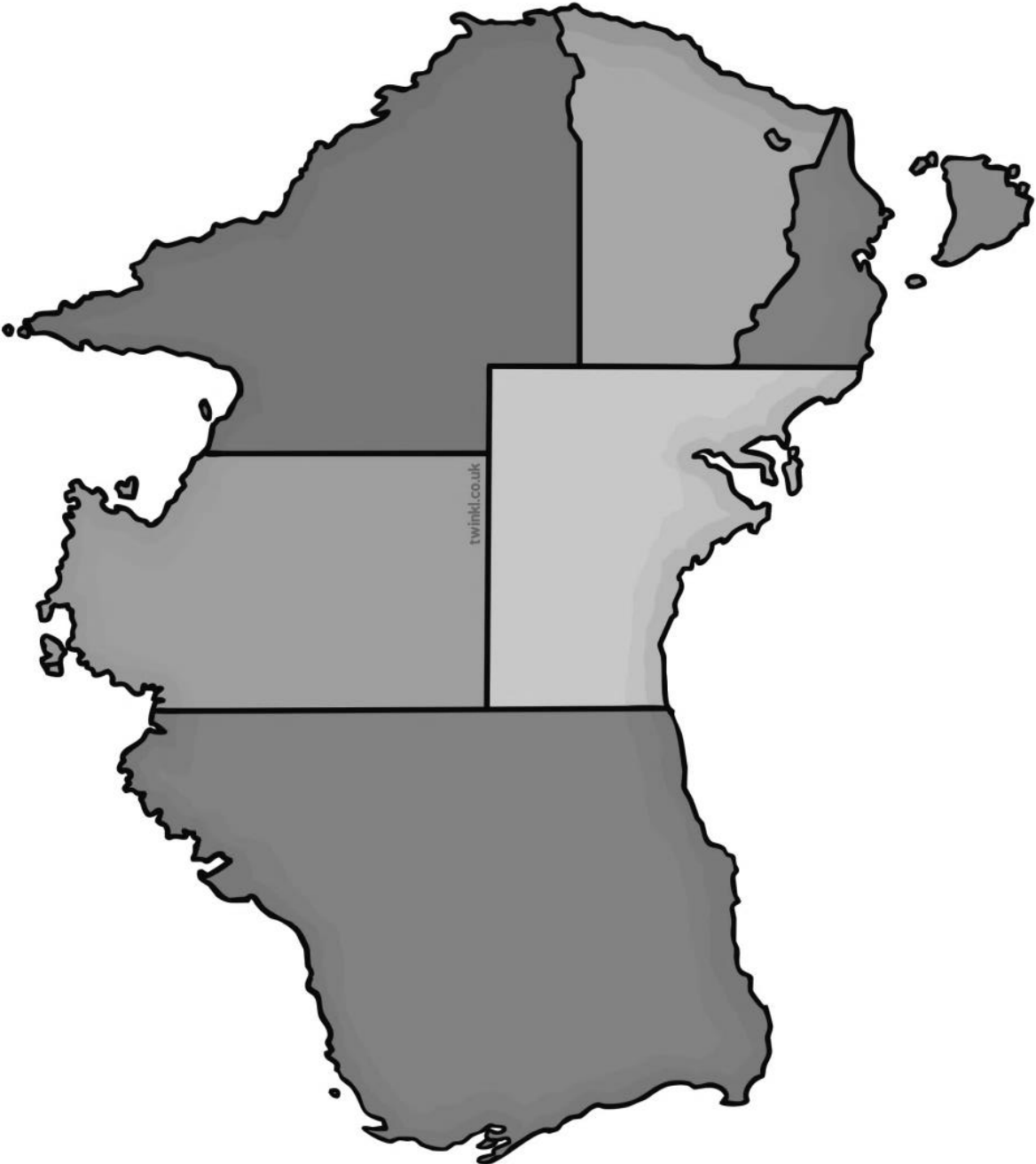


Place Value to 4 Digits

Number	Words	Expanded Form	Picture
_____	____ thousands ____ hundreds ____ tens ____ ones	1000 + 500 + 20 + 3 = _____	
_____	4 thousands 2 hundreds 6 tens 1 ones	_____ + _____ + _____ + _____ = _____	
3782	____ thousands ____ hundreds ____ tens ____ ones	_____ + _____ + _____ + _____ = _____	
_____	____ thousands ____ hundreds ____ tens ____ ones	_____ + _____ + _____ + _____ = _____	
6028	____ thousands ____ hundreds ____ tens ____ ones	_____ + _____ + _____ + _____ = _____	
_____	____ thousands ____ hundreds ____ tens ____ ones	5000 + 300 + 70 + 7 = _____	
_____	2 thousands 0 hundreds 9 tens 0 ones	_____ + _____ + _____ + _____ = _____	



**Wednesday
Afternoon
Session**



Build Australia

Cut out each piece and locate it on the map.

Western Australia

twinkl.co.uk

Canberra

twinkl.co.uk

Northern Territory

Sydney

South Australia

Melbourne

Queensland

Brisbane

New South Wales

Perth

Tasmania

Adelaide

Victoria

Hobart

Australian Capital Territory

Darwin

THURSDAY





**Thursday
Morning
Session**

Adjective Hunt

An adjective is a describing word.

Find the adjectives and write them on the lines below.

H	A	P	P	Y	A	V	T	A	B	L	E
B	E	D	Z	K	T	S	H	I	N	Y	B
P	R	O	U	D	E	J	U	M	P	Q	R
E	D	G	X	O	C	L	U	M	S	Y	A
R	A	R	A	R	G	S	E	E	X	D	V
F	D	U	P	A	F	T	I	R	E	D	E
E	Y	M	P	N	H	E	L	P	F	U	L
C	O	P	L	G	R	A	C	I	N	G	Z
T	U	Y	E	E	S	E	L	F	I	S	H
L	O	N	E	L	Y	Q	S	M	I	L	E
F	A	S	T	A	C	P	I	N	K	V	X
B	W	I	L	D	K	C	L	E	V	E	R

happy

shiny

pink

perfect

brave

clumsy

lonely

helpful

tired

wild

grumpy

selfish

orange

proud

clever

ow

1. clown
2. cloud
3. crown
4. flour
5. flower
6. brown
7. sound
8. mouth
9. however
10. towel
11. trout
12. around
13. meow
14. shout
15. about
16. smile
17. arrive
18. confuse
19. downspout
20. allowance

Week Ten

Thursday

To Do

* Write out your list backwards.

Activity - ow and ou

Separate your list into long and short "o" words.

Write the list word that would match the following sentences.

1. This is a colour.
2. These words are homophones.
3. The opposite to whisper.
4. The queen wears this on her head.
5. White airy things that float in the sky.

Activity - Memory

Print and cut out a set of spelling list cards.

Use these to play memory with a family member.

You only win if you can read the word.

PLAY Online:

ADJECTIVES game

www.sheppardsoftware.com/grammar/adjectives/htm

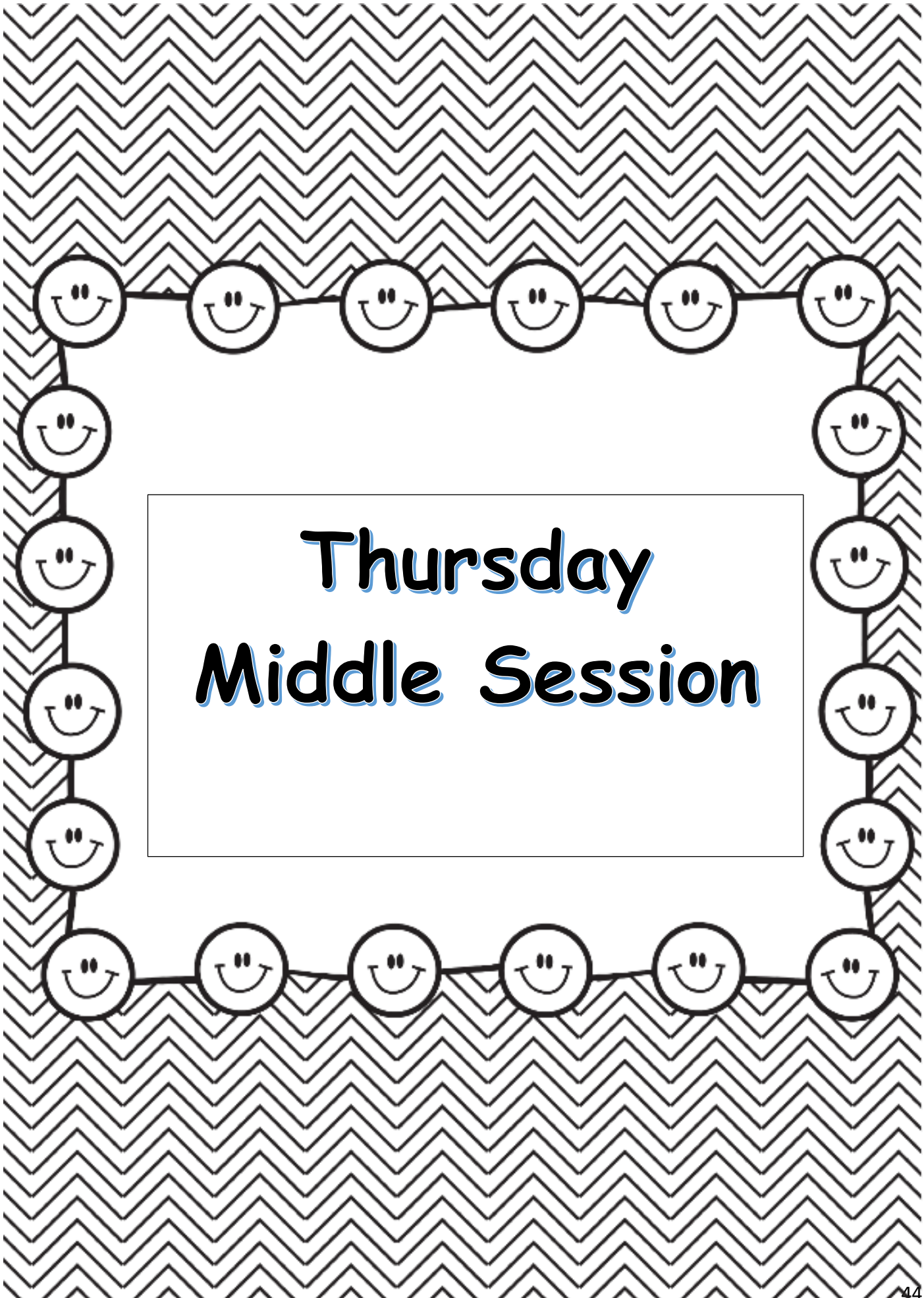


Spelling Word Search



Make your own word search. Hide your spelling words in the grid. Have a friend solve the puzzle.


Spelling List C-7: <i>/oi/</i>			Review Words	Challenge Words
TOYS	JOYFUL	VOYAGE	RULES	ENJOYABLE
ANNOY	JOIN	COINS	RESCUE	POISONOUS
POINT	SOIL	VOICE	COMPUTER	
NOISE	DESTROY			
BOY	LOYAL			
BROIL	AVOID			



Thursday
Middle Session

Write your 2 times tables

up to 2×12 .



Login to Mathletics and complete the allocated activity.



Column Addition Practice

a.				b.				c.				d.				e.		
	1	4			5	2			5	4			3	2			1	0
+	2	3		+	4	1		+	4	5		+	3	2		+	4	4
f.				g.				h.				i.				j.		
	5	4			7	4			6	3			2	1			3	8
+	3	2		+	2	1		+	2	4		+	3	7		+	3	1
k.				l.				m.				n.				o.		
	5	7			6	8			3	5			3	2			4	5
+	1	2		+	2	1		+	2	4		+	1	1		+	2	2
p.				q.				r.				s.				t.		
	7	4			5	5			1	6			5	2			6	1
+	1	2		+	3	2		+	4	3		+	2	4		+	3	8
u.				v.				w.				x.				y.		
	6	2			6	8			3	5			5	2			7	4
+	3	7		+	2	1		+	5	4		+	1	7		+	2	3



**Thursday
Afternoon
Session**

Continue Research Project


Country Research Report

Country Name: _____



The country is in:


- Australia
- Asia
- North America
- South America
- Africa
- Europe
- Antarctica

THE CROSS SHOWS WHERE MY COUNTRY IS LOCATED IN THE WORLD:



Population	Currency	Language	Three largest cities
Climate	Size	Imports/Exports	Neighbouring Countries

Here is my country's flag:  **Interesting features and landmarks in my country:** 

FOOD: 

Teach THIS



To find out about the country you choose for your research, Login to www.worldbookonline.com

Login: clairgate
Password: clairgate

Friday





Friday
Morning Session

The Good Egg



Name: _____ . Week : _____ Date: _____



Have a parent or caregiver give you your spelling test for this week.

- | | | | |
|-----|-------|-----|-------|
| 1. | _____ | 15. | _____ |
| 2. | _____ | 16. | _____ |
| 3. | _____ | 17. | _____ |
| 4. | _____ | 18. | _____ |
| 5. | _____ | 19. | _____ |
| 6. | _____ | 20. | _____ |
| 7. | _____ | 21. | _____ |
| 8. | _____ | 22. | _____ |
| 9. | _____ | 23. | _____ |
| 10. | _____ | 24. | _____ |
| 11. | _____ | 25. | _____ |
| 12. | _____ | | |
| 13. | _____ | | |
| 14. | _____ | | |





Friday
Middle Session

Multiplication Muddle 2x Table



9×2

Cover any answer.

3×2

1×2

7×2

Miss a turn.

12×2

2×2

Move forward 2 spaces.

8×2

4×2

9×2

6×2

Have an extra turn.

10×2

11×2

5×2



Move back 3 spaces.

6×2

4×2

2×2

Move forward 2 spaces.

7×2

8×2

12×2

1×2

10×2

Miss a turn.

8×2

3×2

5×2

Start

2

24

2

6

14

4

8

20

12

14

18

20

8

12

16

10

10

1×2

12

14

18

20

8

12

16

10

10

24

2




How to Play

1. You will need dice, counters to move around the board and counters to cover the answers.
2. Roll the dice and move the correct number of spaces.
3. Solve the calculation on the square you land on or follow the instructions. Find the correct answer on one of the circles.
4. Cover the answer to the calculation with a counter.
5. If the answer is already covered, miss a turn.
6. The winner is the player who covers the most answers.



Barrier Game using 2D shapes




The page features a repeating zigzag pattern in the background. A border of 24 smiley faces is arranged in a rectangular frame around the central text. The smiley faces are connected by a thin black line.

**Friday
Afternoon
Session**

Daily Menu Design

We are learning to understand that we eat different types of food at different times of the day.


Draw the different types of food you would eat for breakfast, lunch and tea in the boxes below.



Breakfast

Lunch

Dinner



twinkl.co.uk

★ 5 Star ★ Writing



Do you have a capital letter at the beginning of your sentences?

A B C



Did you use punctuation?

. ? !



Did you use your finger to space your words?



Did you use your best handwriting?



Do your sentences make sense?

Is your writing 5 STAR?

After you complete your narrative, persuasive or daily sentence writing, always double check if is up to standards with the 5 Star Writing list.

