

Year 2
Term 2 Week 2
29th April - 1st May 2020

Name: _____

Class: _____

Year 2 Term 2 - Week 2

Learning from home - online and offline



You may need access to a digital device and help from a parent/carer to complete the following activities. Some activities will be shared on your class Seesaw page.

For your Mathematics warm up activities this week you will need to use playing cards. You can either use playing cards from home or cut out your playing card sheet that is included in your week one pack.

Tasks have been set for both Home learning (**online**) and Face to Face teaching at school (**offline**). Additional tasks are also available for **extension**. These tasks however are **not compulsory** and students are only to complete them if they feel that they would like to complete a more challenging task.

Monday	
KindnessTask: Can you help to make lunch today?	
Reading Read a book on Reading Eggs or one from home. <u>In your work book:</u> Write three sentences describing where the story took place.	Spelling Online: Go to seesaw classroom. Go to activities and find Spelling Week 2 Monday. Click add response and use the drawing or typing tool to complete the activity. Offline: Complete the spelling activity for Week 2 Monday in your booklet.
Writing Write about your weekend. Write one paragraph about what you did on Saturday. Leave a line and write one paragraph about what you did on Sunday. Remember to use your fullstops, capitals and describing words. For a challenge include 7 adjectives. <i>On Saturday...</i> <i>On Sunday...</i> <i>My weekend was...</i>	Extension - Editing Online: Go to seesaw classroom. Go to activities and find Editing Week 2 Monday. Click add response and complete the two pages fixing the spelling, capital letters and full stops. Offline: Open your booklet to the 2 editing pages. Fix the spelling, capital letters and full stops.
Break: Have some fruit and water	
Mathematics - Warm up Mathletics Revision. Login to your Mathletics account and complete the tasks set by your teacher for week 2 "10 more, 10 less" (dates 4/5/20 - 9/5/20)	Mathematics - Chance When we learn about Chance, it tells us how likely or unlikely, possible or impossible or if it is certain that an event will happen. Likely - will probably happen Possible- might happen Unlikely - probably won't happen Impossible - will never happen

	<p>Certain - will definitely happen</p> <p>Online: Go to Seesaw Classroom. Go to activities and complete your Week 2 Chance activity. Follow the instructions to record possible and impossible events.</p> <p>Offline: In your workbook, use a double page and use the headings possible and impossible. On each page draw and label as many things as you can that might happen today (possible) and things that will never happen today (impossible) on the correct pages.</p>
Break: Complete one Cosmic Kids Yoga routine https://www.cosmickids.com/	
<p>Dance Listen to your favourite song. Make up your own dance moves to the song and teach those dance moves to someone else at home OR a friend in your class.</p> <p>Can you perform your dance for someone at home OR can you perform your dance for your friends at school.</p>	

Tuesday	
KindnessTask: Can you tell someone at home something you like about them?	
<p>Reading Read a book on Reading Eggs or one from home. <u>In your work book</u> Write three sentences about how the book is similar or different from your life.</p>	<p>Spelling Online: Go to seesaw classroom. Go to activities and find Spelling Week 2 Tuesday. Click add response and use the drawing or typing tool to complete the activity. Offline: Complete the spelling activity for Week 2 Tuesday in your booklet.</p>
<p>Writing - Persuasive <i>What is better, lollies or chocolate?</i> Think of three reasons why your favourite is better than the other. write three sentences using the sentence starters below. Use the word because to explain why. Firstly...because. Secondly...because Finally... because</p>	<p>Extension - Editing Online: Go to seesaw classroom. Go to activities and find Editing Week 2 Tuesday. Click add response and complete the two pages fixing the spelling, capital letters and full stops. Offline: Open your booklet to the 2 editing pages. Fix the spelling, capital letters and full stops.</p>
Break: Have some fruit and water	
<p>Mathematics - Warm up Roll your dice and multiply the number you rolled by 2. For example if you rolled a 4: $4 \times 2 = 8$. Repeat this activity another 5 times for each different number on the dice.</p> <p>Can you challenge yourself to multiply each number on the dice by 3? Or even 4?</p>	<p>Mathematics - Chance Ask someone at home or at school if you can use a coin to complete the following activity.</p> <p>When we play heads or tails we look at both sides of the coin and think about what side of the coin we will see when it lands. If you played a game of heads or tails by throwing a coin and watching it land - Is it impossible that the coin will land on heads? Is it certain that it will land on tails? Do you have an even chance of the coin landing</p>

	<p>on either side? Why?</p> <p>Throw your coin 10 times and record your results. Repeat this activity 2 more times and compare your results.</p> <p>Online: Take a picture of your results, upload your picture to Seesaw and write a sentence to explain what you discovered after your activity.</p> <p>OR</p> <p>Video yourself explaining your results and upload your video to Seesaw</p> <p>Offline: Record your results in your workbook. Compare your results with a friend and see if you had any results that were the same.</p>
--	---

Break: Complete one session of movement aerobics https://www.youtube.com/watch?v=L_A_HjHZxfl

History

In History, we have been learning about how things have changed over time.

We play with lots of different toys and know that toys have also changed over time. Talk to someone at home or at school and **draw a picture** of a toy that you like to play with now **and** a picture of a toy that your mum, dad, a grandparent or a teacher played with that is different to the toys we play with today.

Online:

Take a picture of both toys and send them to your teacher on Seesaw

Offline:

Draw your pictures neatly in your workbook

Wednesday

KindnessTask: Can you put all of your toys away?

Reading

Read a book on Reading Eggs or one from home.

In your work book

Write three sentences to describe the main character.

Spelling

Online: Go to Seesaw Classroom. Go to activities and find Spelling Week 2 Wednesday. Click add response and use the drawing or typing tool to complete the activity.

Offline: Complete the spelling activity for Week 2 Wednesday in your booklet.

Writing - Creative

Flying

Imagine you had the power to fly. Think of three things you would do with this super power. Write three sentences using the sentence starters below. Use the word because to explain why.

First I... because...

Next I... because...

Finally... because...

Extension - Editing

Online: Go to Seesaw Classroom. Go to activities and find Editing Week 2 Wednesday. Click add response and complete the two pages fixing the spelling, capital letters and full stops.

Offline: Open your booklet to the 2 editing pages. Fix the spelling, capital letters and full stops.

Break: Have some fruit and water

Mathematics - Warm up

Point to any number on your 100's chart - that

Mathematics - Chance

Choose 5 different books from home **OR** your class

<p>is your “magic number”</p> <p>Roll your dice and subtract what you rolled from your magic number. Keep rolling and subtracting until you get to zero.</p> <p>Can you roll your dice and get a number that will get you exactly to zero?</p>	<p>room and think about the characters and events in the book.</p> <p>What are the chances of the events in the book happening?</p> <p>For example: In the book “Possum Magic” what would be the chances of a possum becoming invisible?</p> <p><i>It is impossible for a possum to become invisible.</i></p> <p>In your workbook write a sentence to describe the chance of one event happening from each book and draw a picture for each one.</p>
--	---

Break: Complete one Cosmic Kids Yoga routine <https://www.cosmickids.com/>

Science - Carrot Tops.

Gather your materials:

- 1 carrot top
- some water
- A sheets of paper towel
- a small shallow dish.

Make sure you ask a parent to cut the top of a carrot for you.

1. fold the paper towel in half and then in half again so you have a little square.
2. place the paper towel on the shallow dish and pour water onto the dish (your paper towel should be damp)
3. Put your carrot top on top of the paper towel and move the experiment into a sunny but protected area.

In your book:

Write three sentences about what you did. Draw a picture of each step.

Thursday

KindnessTask: Can you help to do the dishes?

Reading

Read a book on Reading Eggs or one from home.

In your work book

Write three questions you would ask one of the characters.

Spelling

Online: Go to seesaw classroom. Go to activities and find Spelling Week 2 Thursday. Click add response and use the drawing or typing tool to complete the activity.

Offline: Complete the spelling activity for Week 2 Thursday in your booklet.

Writing - Procedure

Brushing your teeth.

Think of all the things you need to do, to brush your teeth..Use the sentence starters below to help. Use the word because to explain why you are doing something..

First... because...

Second... because...

Third... because...

Extension - Editing

Online: Go to seesaw classroom. Go to activities and find Editing Week 2 Thursday. Click add response and complete the two pages fixing the spelling, capital letters and full stops.

Offline: Open your booklet to the 2 editing pages. Fix the spelling, capital letters and full stops.

Break: Have some fruit and water

Mathematics - Warm up

Roll your dice twice to make a 2 digit number. For example if I roll a 4 and then a 6 I would

Mathematics - Chance

Login to your Mathletics account and complete the tasks set by your teacher for week 2

<p>make 46. Use your 2 digit numbers to complete “10 more and 10 less activities”</p> <p>46 - 10 more 56 10 less 36</p> <p>Repeat this activity 10 times with 10 different numbers.</p>	<p>“Will it happen?” “Most likely and least likely” (dates 4/5/20 - 10/5/20)</p>
<p>Break: Complete one session of movement aerobics https://www.youtube.com/watch?v=L_A_HjHZxfI</p>	
<p>Visual arts - Carrots Yesterday you started a carrot experiment. Today we are going to make a carrot themed artwork.</p> <ol style="list-style-type: none"> 1. print out carrot template or draw your own carrot that takes up the entire page. 2. Colour in one carrot shape. You can colour in with textas or pencils or even make a collage using different orange materials you have at home. 3. Cut out the carrot. 4. On a separate piece of paper trace your hand. 5. Colour in your hand green. 6. Cut out your hand and glue it to the top of the carrot to make the leaves. 7. You can also either cut out some eyes from the template or draw your own and glue them onto your carrot. 	

Friday	
KindnessTask: Can you ask someone at home how their day was?	
<p>Reading Online: Read the book your teacher has assigned you on Reading Eggs. Offline: Read a book you have at home.</p> <p>Optional: Film yourself reading and post the video on seesaw.</p>	<p>Spelling Online: Go to Seesaw Classroom. Go to activities and find Spelling Week 2 Friday. Click add response and use the drawing or typing tool to complete the activity. Offline: Complete the spelling activity for Week 2 Friday in your booklet.</p>
<p>Handwriting Online: Go to Seesaw Classroom. Go to the activity tab and complete the Handwriting task - letter “b” for this week. (this page can also be printed and a photo submitted to your teacher)</p> <p>Offline: Complete the letter “b” handwriting page in your week one booklet.</p> <p>Remember to make your letters touch the correct lines and form each of your letters carefully.</p>	<p>Extension: Writing Write about your week. Write one paragraph for Tuesday, Wednesday and Thursday. Use at least one adjective per paragraph. On Tuesday... On Wednesday... On Thursday...</p>
Break: Have some fruit and water	
<p>Mathematics - Warm up</p> <p>Roll your dice twice to make a 2 digit number (2 and 4 would give you 24)</p>	<p>Mathematics - Chance Let’s make a monster! What are the chances that you can design 2 monsters that look exactly the same? Have a guess and write down your answer using one chance word that you</p>

<p>Think of 5 addition problems that would give you an answer of the number you rolled. For example: 10+14=24 20+4=24 19+5=24 21+3=24 11+13=24</p> <p>Repeat this activity 3 times</p>	<p>have learnt this week? Why did you choose that word - explain your answer to someone at home or a teacher at school.</p> <p>Use a dice and follow the “Create a monster” steps on your worksheet to design 2 different monsters, draw them in your exercise book and see if they look the same or different - was your answer correct?</p> <p>Online: Take a picture of your monsters and upload them to Seesaw to show your teacher.</p> <p>Offline: Show a teacher at school your favourite monster.</p>
<p>Break: Complete 15 minutes of GoNoodle activities https://www.gonoodle.com/</p>	
<p>Music</p> <p>In music lessons with Miss Megan, we have learnt that music can be made in many different ways. Music can be loud or soft, fast or slow and we have learnt lots of words to describe those changes.</p> <p>Using some objects or materials from home or school, design and make your own musical instrument and use it to play a beat.</p>	

Monday
4th of May

Phonics - Monday 4.5.20

‘elt’

felt

melt

belt

pelt

welt

Write your words here

1

2

3

4

5

Unjumble these words

1. etlf

1. tlpe

1. ltwe

Guess the word from the picture.



Spelling - Monday 4.5.20

List 1	List 2	List 3	List 4	List 5
angel oval handle total novel	noodle travel panel level camel	tunnel puddle signal kennel title	cruel parcel dimple towel label	turtle buckle people enamel double

Unjumble the word.

1. vaol

1. aotl

1. vaetr

1. eelv

5. ttlei

6. dduelp

7. owtel

8. tbale

Write your spelling words below

1

11

2

12

3

13

4

14

5

15

6

16

7

17

8

18

9

19

10

20

A Day at the Beach

my famliy were going to the beach. mum asked me to
pack my bag the night befor. i packed a towel,
sunscreen, a ball and a bottle of water



Find 2 spelling mistakes.
Add 3 capital letters and 1 full stop.

Fantastic Fruit

you should be eating fruit evryday. pears, apples and bananas are great to take to skool in your lunchbox



Find 2 spelling mistakes.
Add 2 capital letters and 1 full stop.

Possible

Impossible



Tuesday
5th of May

Phonics - Tuesday 5.5.20

‘elt’

felt

melt

belt

pelt

welt

Write your words here

1

2

3

4

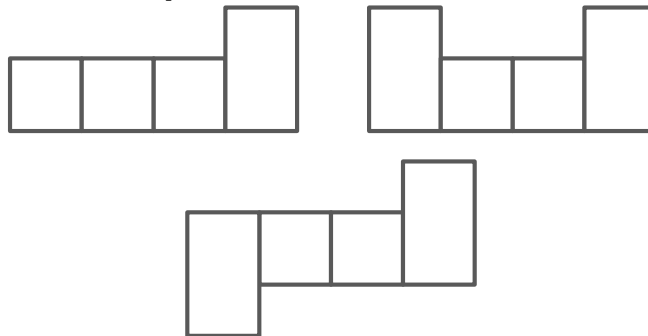
5

Read the clue and write the answer.

1. Something that keeps your pants from falling down.

1. A soft material

Word shapes



Spelling - Tuesday 5.5.20

List 1	List 2	List 3	List 4	List 5
angel oval handle total novel	noodle travel panel level camel	tunnel puddle signal kennel title	cruel parcel dimple towel label	turtle buckle people enamel double

Fill in the missing letters

1. o ____ a ____

2. t ____ ____ a ____

3. ____ o o d ____ ____

4. k e ____ e ____

5. p ____ ____ ____ l e

6. k ____ n n ____ ____

7. c r ____ ____ ____

8. e n ____ ____ ____ l

Write your spelling words below

1

11

2

12

3

13

4

14

5

15

6

16

7

17

8

18

9

19

10

20

Dinnertime!

last night we had a tastie dinner. we had soop,
chicken, potatoes and vegetables



Find 2 spelling mistakes.
Add 2 capital letters and 1 full stop.

Sunday Outfit

on Sunday i went to play at the park. i wor my purple shirt, blue pants, pink shose and my hair in piggy tails



Find 2 spelling mistakes.
Add 3 capital letters and 1 full stop.

Wednesday
6th of May

Phonics - Wednesday 6.5.20

‘elt’

felt

melt

belt

pelt

welt

Write your words here

1

2

3

4

5

Complete these sentences

1. I wore a brown leather _____
1. On a hot sunny day, your ice cream may _____
1. I got a _____ on my arm after being hit by a ball.

Write 3 of your words in rainbow writing.

1.

2.

3.

Spelling - Wednesday 6.5.20

List 1	List 2	List 3	List 4	List 5
angel	noodle	tunnel	cruel	turtle
oval	travel	puddle	parcel	buckle
handle	panel	signal	dimple	people
total	level	kennel	towel	enamel
novel	camel	title	label	double

Guess the word using the definition.	
1. The shape of an egg. _____	4. To go somewhere different _____
2. Another word for story. _____	5. A dogs home. _____
3. An animal that has one or two humps. _____	6. A path through a mountain. _____

Write your spelling words below	
1	11
2	12
3	13
4	14
5	15
6	16
7	17
8	18
9	19
10	20

School Bus

my brother and i caught the bus to school today. we
got there earlie becose there was no traffic on the road



Find 2 spelling mistakes.
Add 3 capital letters and 1 full stop.

Ready for School

my alarm clock woke me up and i jumpt out of bed.
It was the furst day of school for the year. i put on
my uniform and then I ate my breakfast



Find 2 spelling mistakes.
Add 3 capital letters and 1 full stop.

Hundreds Chart

1	2	3	4	5	6	7	8	9	10
11	12	13	14	15	16	17	18	19	20
21	22	23	24	25	26	27	28	29	30
31	32	33	34	35	36	37	38	39	40
41	42	43	44	45	46	47	48	49	50
51	52	53	54	55	56	57	58	59	60
61	62	63	64	65	66	67	68	69	70
71	72	73	74	75	76	77	78	79	80
81	82	83	84	85	86	87	88	89	90
91	92	93	94	95	96	97	98	99	100

Thursday
7th of April

Phonics - Thursday 7.5.20

‘elt’	Write your words here	Write a 3 sentences using 3 of your words.
felt	1	
melt	2	
belt	3	
pelt	4	
welt	5	

Spelling - Thursday - 7.5.20

Phonics	List 1	List 2	List 3	List 4	List 5
felt melt belt pelt welt	angel oval handle total novel	noodle travel panel level camel	tunnel puddle signal kennel title	cruel parcel dimple towel label	turtle buckle people enamel double

Write your spelling words below	
1	11
2	12
3	13
4	14
5	15
6	16
7	17
8	18
9	19
10	20

Write 3 sentences using 3 different words.
1. _____ _____ _____ _____
2. _____ _____ _____ _____

Thursday 30.4.20

List 1	List 2	List 3	List 4	List 5
angel oval handle total novel	noodle travel panel level camel	tunnel puddle signal kennel title	cruel parcel dimple towel label	turtle buckle people enamel double

Write 3 sentences using 3 different words.

1. _____

2. _____

3. _____

Write your spelling words below	
1	11
2	12
3	13
4	14
5	15
6	16
7	17
8	18
9	19
10	20

Washing Hands

jane washers her hands before she eats diner. then
she washes the dishes after her dinner. jane washes
the dishes so she can get her pocket money



Find 2 spelling mistakes.
Add 3 capital letters and 1 full stop.

The Storm

it was a stormy day. my class had indore play because it was raining. the rain stopped so we went outside for some fresh air



Find 2 spelling mistakes.
Add 3 capital letters and 1 full stop.

Friday
8th of April

Friday 8.5.20

Ask a family member to test you on your spelling words.

1	11
2	12
3	13
4	14
5	15
6	16
7	17
8	18
9	19
10	20

HANDWRITING

Friday 8th May 2020

Trace

Write

bB bB bB bB bB bB bB bB

Trace

Write

bugs buzzing beautiful bees

Trace

Write

bigger busy Bobby bouncing

Trace

Write

Bobby has bugs and buzzing bees.

Trace

Write





































ROLL TO CREATE



A CREATURE

Instructions:

1. Roll the dice and match the number on the dice with a row on the chart.
2. See which body shape is on that row (in the "1st Roll" column).
3. Draw that body shape onto a piece of paper.
4. Roll again, match the number to a row on the chart and see which eyes are on that row (in the "2nd Roll" column).
5. Draw those eyes onto the body of your creature.
6. Continue until you have each of the parts you need for your creature.
7. Decorate your creature, create a background around it and choose a crazy creature name!

1st Roll	2nd Roll	3rd Roll	4th Roll	5th Roll	6th Roll
BODY	EYES	MOUTH	ARMS	LEGS	EXTRAS
					 DOTS
					 SPIKES
					 TAIL
					 HORNS
					 FUR
					 ANTENNA