

# Year 1 Framework for learning from home



## Term 2, Week 1


You may need access to a digital device and help from a parent/carer to complete the following activities. **Online activities are highlighted in the framework.**

Please do not try and do all activities at once. **Always have a 5 minute movement break between each activity.**

	Monday 27/04/20	Tuesday 28/04/20	Wednesday 29/04/20	Thursday 30/04/20	Friday 1/05/20
Task			Have you cleaned your teeth in the morning and night?	Could you help bring in the clothes?	Are you able to help fold the clothes?
Morning	Staff Development Day	Staff Development Day	<p><b>English Reading</b>                      Select a book to read everyday this week.                      Read this book to someone.  <a href="https://readingeggs.com.au/">https://readingeggs.com.au/</a>  <a href="https://rivet.area120.com/">https://rivet.area120.com/</a> - This site has many free books for you to read online. Message your teacher for the level she wants you to read.  <b><u>In your work book:</u></b>                      Write the book's title.                      Copy and complete the following sentence.                      I chose this book because... (3 reasons)</p>	<p><b>English Reading</b>                      Record yourself reading Wednesday's book.                      Focus on reading it smoothly. <b>Record a video of you reading and upload it to your class Seesaw or Dojo account.</b>                      Send it to your teacher.  <b><u>In your work book:</u></b>                      Draw a picture of your favourite character.</p>	<p><b>English Reading</b>                      Read Monday's book again to someone.  <b><u>In your work book:</u></b>                      Write the book's title.                      Draw your favourite page/part in your book.</p>

	Monday 27/04/20	Tuesday 28/04/20	Wednesday 29/04/20	Thursday 30/04/20	Friday 1/05/20
<b>Morning</b>	Staff Development Day	Staff Development Day	<p><b>Spelling</b>  <u><i>In your work book:</i></u>  Write out your spelling list.  Write out and complete the sentence using a word from the list.  Take a photo of your work and upload it to your class Seesaw or Dojo account</p> <p><b>Writing-Journal</b>  <u><i>In your work book:</i></u>  Write about what you did on the weekend.  <i>On Saturday...</i>  <i>On Sunday...</i>  <i>My weekend was...</i>  Include who, when, where, why, what.  Take a photo of your work and upload it to your class Seesaw or Dojo account</p> <p><b>Handwriting</b>  Copy the stencil-letter m.</p>	<p><b>Spelling</b>  <u><i>In your work book:</i></u>  Solve the word boxes.  Unjumble the words.</p> <p><b>Writing</b>  <u><i>In your work book:</i></u>  What can you see out your window or door?  Try using adjectives (describing words) when you write what you can see.  Take a photo of your work and upload it to your class Seesaw or Dojo account</p> <p><b>Handwriting</b>  Copy the stencil-letter m.</p>	<p><b>Spelling</b>  <u><i>In the back of your work book:</i></u>  Ask a family member to test you on your spelling words.  Send your teacher a photo of your work.  Take a photo of your work and upload it to your class Seesaw or Dojo account</p> <p><b>Writing-Journal</b>  <u><i>In your work book:</i></u>  Write about your week.  Write about two good things and two things you have missed doing.  Tell us your best moment with Mum or Dad.</p>
<b>Break</b>					

	Monday 27/04/20	Tuesday 28/04/20	Wednesday 29/04/20	Thursday 30/04/20	Friday 1/05/20
<b>Middle 45 - 60 minutes</b>	Staff Development Day	Staff Development Day	<p><b>Mathematics</b> <b>Topic: Multiplication</b> Practise counting by 2's to 100 or as high as you can. Practise counting backwards from 50 by 2's. <b>Open your assigned online task and watch the video. (Seesaw or Dojo)</b> <b>Hands-on activity</b> Create and use groups of 2 as a strategy for multiplication. Create and describe collections of objects as 'groups of', eg</p>  <p>'two groups of three'</p> <p>Get some counters (sultanas, M&amp;Ms, Tiny Teddies etc.) and make 2 equal groups of objects. Tuesday worksheet. Practise skip counting the answers for example for the above example 3, 6. There are 6 dots. <b>Check Mathletics and complete activity.</b></p> <p><b>Extension Activities</b> Practise counting <a href="https://www.abcya.com/games/adventure_man_counting">https://www.abcya.com/games/adventure_man_counting</a></p>	<p><b>Mathematics</b> <b>Topic: Multiplication</b> Practise counting by 2's to 100 or as high as you can. Practise counting backwards from 50 by 2's. <b>Hands-on activity</b> Create and use groups of 3 as a strategy for multiplication. Create and describe collections of objects as 'groups of', eg</p>  <p>"three groups of four"</p> <p>Get some counters (sultanas, M&amp;Ms, Tiny Teddies etc.) and make 3 equal groups of objects. Wednesday worksheet. Practise skip counting the answers. eg 3,6,9,12</p> <p><b>Extension Activities</b> Practise counting <a href="https://www.abcya.com/games/adventure_man_counting">https://www.abcya.com/games/adventure_man_counting</a></p>	<p><b>Mathematics</b> <b>Topic: Multiplication</b> Practise counting by 2's to 100 or as high as you can. Practise counting backwards from 50 by 2's. <b>Hands-on activity</b> Create, label and draw at least two different groups of objects. You can choose the number of groups. Send a drawing of your work to your teacher. Make sure you label your drawing. <b>Take a photo of your work and upload it to your class Seesaw or Dojo account.</b></p> <p><b>Extension Activities</b> Practise counting <a href="https://www.abcya.com/games/adventure_man_counting">https://www.abcya.com/games/adventure_man_counting</a></p>

Break					
	Monday 27/04/20	Tuesday 28/04/20	Wednesday 29/04/20	Thursday 30/04/20	Friday 1/05/20
Afternoon	Staff Development Day	Staff Development Day	<p><b>Visual Art</b>            Make a puppet using recycled materials or paper. Watch <a href="#">making a newspaper puppet</a> on YouTube to assist. You may choose to use a variety of techniques or materials such as socks, wooden spoons.</p> 	<p><b>Visual Art</b>            Draw your puppet. Is it happy, grumpy or sleepy?            Take a photo of your work and upload it to your class Seesaw or Dojo account</p>	<p><b>Music</b>            Puppets can do things that are impossible for humans. Experiment with the fun things the puppet might do. For example, the puppet might jump off a wall and fly.            Choose some music. Play the music and practise making your puppet move in interesting and fun ways.            Ask someone in your home to be a leader and have your puppet follow them around. Think about where their eyes would look and how they move.</p>