


# Kindergarten

## Term 2 – Week 2

Monday 4th May – Friday 8th May



Name: \_\_\_\_\_

# Kindergarten - Term 2, Week 2: Focus (sounds) c & k (sight words) and - for - looked

## A message to the parents -

Kindergarten will be working on the following tasks throughout the week. Each task has been broken down into steps and has an estimated time for completion (though this may differ for each student). Teachers are hopeful that students will spend approximately 2 hours on learning tasks throughout the day, please ensure students have adequate breaks where needed (suggested breaks have been inserted).

In the table below, you will also find a list of additional ideas (online and offline) you may use to support your child's learning at home where appropriate and if time allows. Attached are a series of pages (one for each day) that will assist you to complete tasks and/or provide additional support. All tasks will be completed in the home learning journal, booklet provided OR on Seesaw. Please do not hesitate to contact your child's teacher for further clarification or assistance. Any students not completing tasks online are kindly asked to forward a photo of a completed task each day. Warm up tasks highlighted in pink will require the internet - they are followed by an idea to do offline. Tasks to be completed in the booklet or home learning journal (both provided) are highlighted in yellow. Tasks highlighted in green may be completed on your seesaw if you prefer this to completing in the booklet. All writing and handwriting tasks will be completed in the home learning journal and on booklet pages provided.

Assistance for guided reading sessions with your child : <https://www.instagram.com/tv/B-Jl6uthUik/?igshid=wfr44xu8nk1v>

and: [https://www.youtube.com/watch?v=M4Sl87VPX\\_4](https://www.youtube.com/watch?v=M4Sl87VPX_4)

Demonstration of handwriting correct letter formation: <https://www.youtube.com/watch?v=DlojiV3yszA>

Counting to 20 - great warm up task to get numbers: <https://www.youtube.com/watch?v=By2hmo323xM>

**20 Day Kindness Challenge** - Select a kindness task to complete each day - colour in the box when you have completed - this challenge will run for 4 weeks.

### **Online: Additional Ideas and Resources**

#### **Literacy Websites**

<https://readingeggs.com.au/>

[Play Phonics Pop from ICT games](#). Set 1 and Set 2

<https://www.storylineonline.net/library/>

<https://www.youtube.com/channel/UCM06t8nO96HBlaUwqlaol6w>

<https://www.abcya.com/>

<https://www.teachyourmonstertoread.com/>

[ABC match game from Read. Write. Think.](#)

#### **Numeracy Websites**

<https://login.mathletics.com/>

<https://www.splashlearn.com/>

<https://www.topmarks.co.uk/maths-games/5-7-years/counting>

<https://www.ictgames.com/mobilePage/index.html>

<https://au.mathgames.com/>

### **Offline: Additional Ideas and Resources**

Make your sight words or letters out of playdough.

Trace the letters on your alphabet card with Practice writing your letters and words on a whiteboard/paper

Look for your sight words or letter of the week in magazines/newspapers

Rainbow write your sounds and sight words

Write your sight words on the concrete with chalk or a paint brush with water

Make your words with magnetic letters

Read your home reader to another family member, pet or teddy bear every day

Practice writing your name, remember to use the correct letter formation

Writing: sentence starters - Term 2 - Week 2

\* On the weekend

\* I looked for my

\* I like to eat \_\_\_ and \_\_\_

\* My cat can

\* Here is a \_\_\_ for you

Monday

Tuesday

Wednesday

Thursday

Friday

# MONDAY

## Phonics (15 minutes)

[https://www.youtube.com/watch?v=hSk\\_fgAAijs](https://www.youtube.com/watch?v=hSk_fgAAijs)

Find some things around your house that begin with the letter 'c'. Take a photo and add it to your seesaw journal. Complete the worksheet for the letter 'c' OR complete c task in seesaw

## Handwriting (15 minutes)

[https://www.youtube.com/watch?v=en0f-MT\\_7](https://www.youtube.com/watch?v=en0f-MT_7)

NO Discuss with a parent/carer some words/ things/ places that begin with the letter 'k'. Complete the 'k' handwriting worksheet.

## Sight Words (15 minutes)

Read this week's sight words and continue to practice your rainbow sight word booklet. Circle all the words that read 'and' to complete the worksheet for the word 'and' OR complete the 'and' task in seesaw.

**Snack/Movement Break** <https://www.youtube.com/watch?v=VD6SCq-OIh> OR Go outside and go on a rainbow hunt - search for something red, yellow, pink etc

## Writing (20 minutes)

-Discuss with a parent/carer what you did on the weekend.  
-Use the sentence starter (second page of your booklet) "On the weekend" to complete the writing task in your Home Learning Journal. Draw and colour a picture to match your sentence.  
HIGH -5: Use your writing reminder card to guide your writing.

## Reading (15 minutes)

-Practice reading your home reader with a parent/carer.  
Cut and paste to complete the reading task in your booklet OR complete in seesaw.  
-Log onto reading eggs and see if your teacher has assigned you a new book to read.  
<https://readingeggs.com.au/>

## Snack/Movement Break

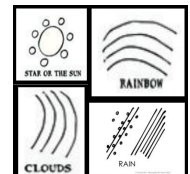
## Mathematics (20 minutes) <https://www.youtube.com/watch?v=tLzOkpH2zyM>

-Warm up activity: How many steps does it take you to walk from your front door to your back door?  
-The next activity requires number flashcards or a deck of cards (excluding the J, Q, K, A). Pick up a card from the deck and identify the number that is before and after the number on the card. (for example: If I pick up the number 8, I would say '7 comes before 8, and 9 comes after 8').  
-Complete the 'before and after -' worksheet in your booklet. Write down the numbers that are before and after the number that is written on each truck.  
OR complete the task in seesaw Use your number line or number chart (provided) to help you.  
Don't forget you can log onto your Mathletics where your teacher may have assigned a task <https://login.mathletics.com/>

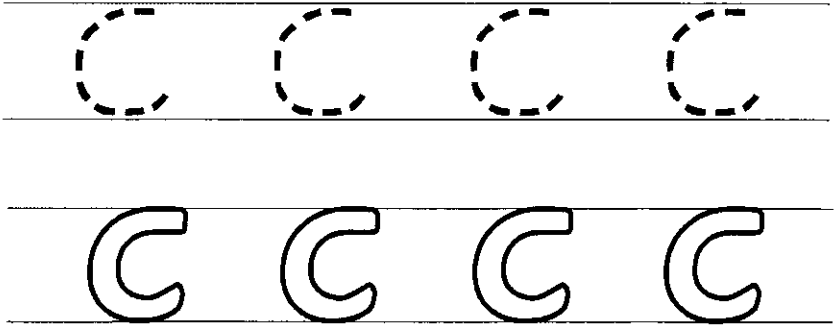

## Snack/Movement Break

## Science (20 minutes)




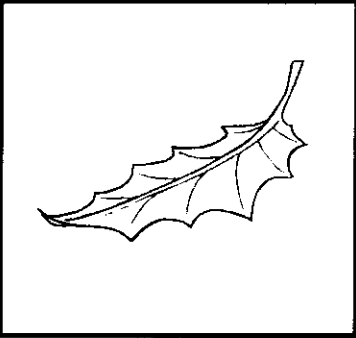

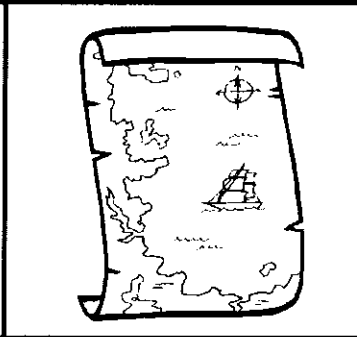


Over the past few weeks you have been tracking the weather daily using the symbols we developed at the start of the unit. Indigenous Australians have also used symbols for thousands of years to track, describe and tell stories about the weather. The symbols we will use today can often represent more than one thing but for today we are going to think about the weather each represents. Use (draw) the symbols provided below to tell a story - complete the story on the template provided OR in your seesaw journal.



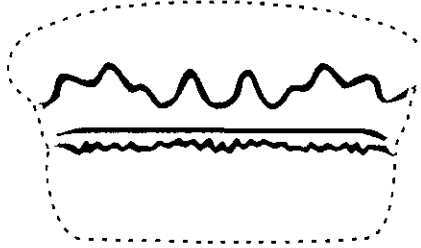
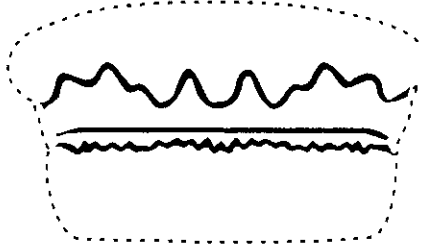
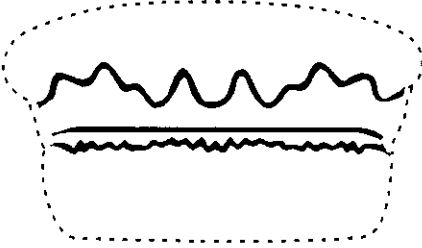
Trace the c sounds.




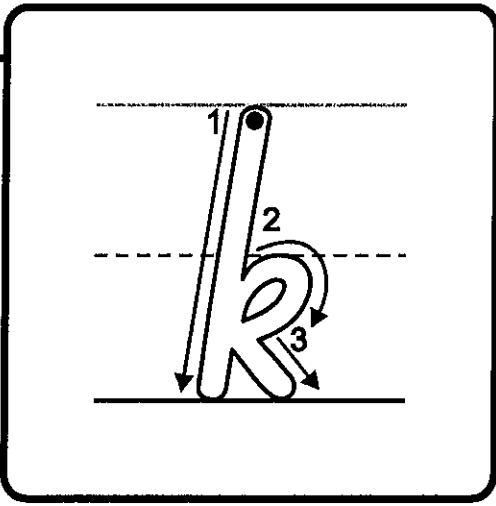
Colour the pictures that start with c.



Trace the cakes and draw some candles on each one. Read the sentence and trace the c sounds.

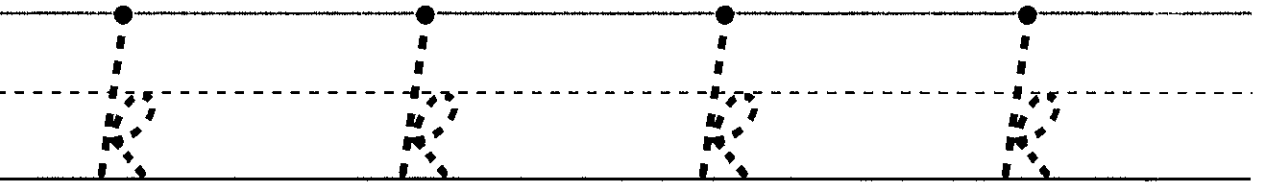
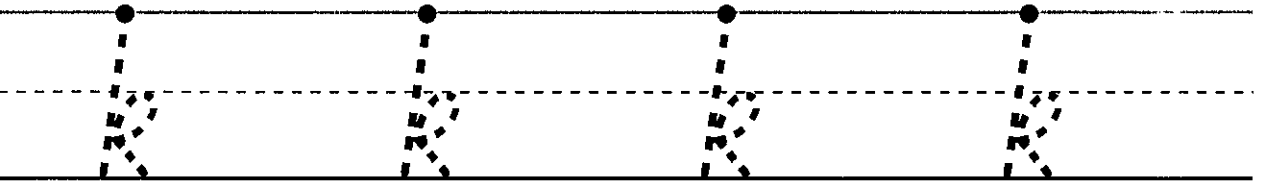
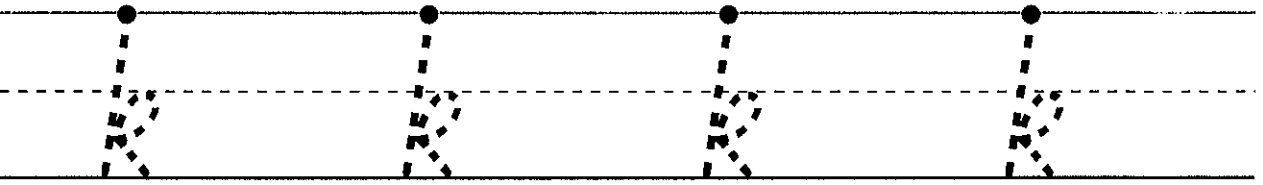
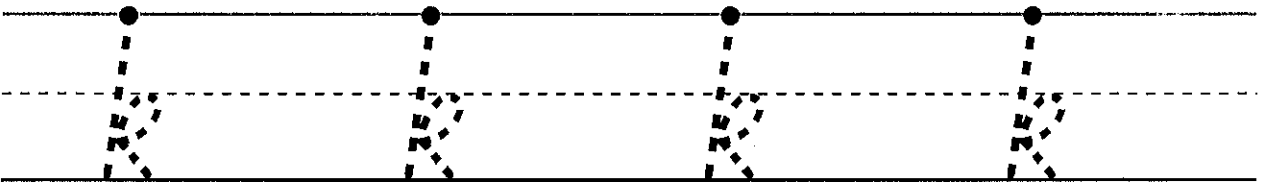
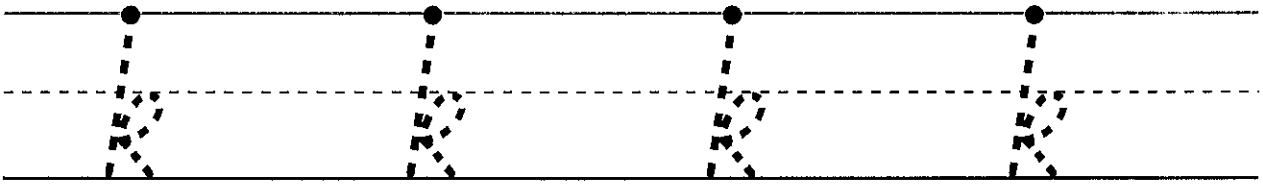


Count the candles on the cakes.



Name: \_\_\_\_\_

kid





Read the sentence. Cut and paste the picture to match. The clue is underlined.

# CVC Read, Cut and Paste

The sun is big and hot.


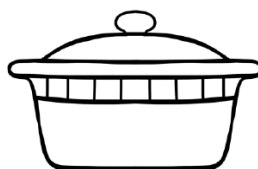

Put the lid on the box.

The rat is on the mat.

Kim pats the cat.

Put the ham in the pot.









TOPTEACHER



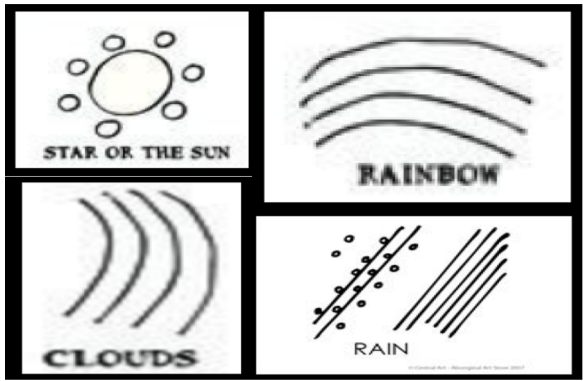


## Before and After Numbers

Write the numbers that come before and after.



Use the symbols provided to complete the story. When you read it back make sure it makes sense. Draw a picture to show what happens at the end of the story.



The sky was full of dark grey




when I woke up.

It was going to



today. It has been very cold.

By the time I got to school the



was very heavy


but it had slowed down to a light shower by lunchtime.

Later, the




started to come through the

and suddenly a



appeared.



# TUESDAY

## Phonics (15 minutes)

<https://www.youtube.com/watch?v=p172cTg9k0Y>

Discuss with a parent/carer some words/ things/places that begin with the letter 'c'. Complete the phonics worksheet for the letter 'c' OR complete the 'c' task in seesaw.

## Phonics cont. (15 minutes)

<https://www.youtube.com/watch?v=FgzKC1yDGf0>

Find some things around your house that begin with the letter 'k'. Take a photo and add it to your seesaw journal. Complete the phonics worksheet for the letter 'k' OR complete the 'k' task in seesaw.

## Sight Words (15 minutes)

Read this week's sight words and continue to practice your rainbow sight word booklet. Complete the worksheet for the word 'for' OR complete the 'for' task in seesaw.

**Snack/Movement Break:** <https://www.youtube.com/watch?v=KhfkYzUwYFk> OR go outside and practice your bouncing and catching skills

## Writing (20 minutes)

Watch the story; 'Spot's Hide and Seek' [https://www.youtube.com/watch?v=-3Nc3\\_HPEo](https://www.youtube.com/watch?v=-3Nc3_HPEo)

-Retell the story to your parent/carer.

-Discuss with your parent/carer ideas to finish the sentence using the starter "I looked for my" (eg, "I looked for my shoes.", "I looked for my drink bottle.", "I looked for my friends at school.").

Use the sentence starter (second page of your booklet) "I looked for my " to complete the writing task in your Home Learning Journal. Draw and colour a picture to match your sentence.

HIGH -5: Use your writing reminder card to guide your writing.

## Reading (15 minutes)

Practice reading your home reader with a parent/carer -Read your story again to a younger sibling, pet or your favourite toy.

Colour code the pictures and sentences to complete the reading task in your booklet OR complete in seesaw.

## Snack/Movement Break

**Mathematics (20 minutes)** <https://www.youtube.com/watch?v=TFAYQJKGJRA> <https://www.youtube.com/watch?v=73av5oijolU> [https://www.youtube.com/watch?v=jZi-6\\_-Uhw](https://www.youtube.com/watch?v=jZi-6_-Uhw)

Finding friends of 10 activity - You will need to use your own hands/fingers for the following activity.

-Begin with all 10 fingers up. Pick a number between 1-10 (your job is to find that numbers friend to make 10). Fold down the correct number of fingers for the number you chose. Count how many fingers you still have up - that is your numbers friend! (for example: If I chose the number 6, I would fold down 6 fingers and have 4 remaining - therefore 6 and 4 are friends of 10).

Complete the 'Let's Make 10' worksheet in your booklet - count and draw how many more flowers you need to make 10 flowers altogether. OR complete the task in seesaw. Don't forget you can log onto your Mathletics, you may have a task <https://login.mathletics.com/>


## Snack/Movement Break

## Directed Drawing (20 minutes)

Follow the link/s to complete the online directed drawing lesson OR recreate one or both of the pictures below in your home learning journal or in a seesaw canvas. Pay careful attention to size and shape. Colour your picture.


**Car:** [https://www.youtube.com/watch?v=cYwCVvI9B\\_M](https://www.youtube.com/watch?v=cYwCVvI9B_M)

**Castle:** <https://www.youtube.com/watch?v=WonltzkHI9g>



c C


1. Colour the pictures that start with c.
2. Trace the c words.




cat



newspaper




cap



bread




cup




orange




bear



caterpillar



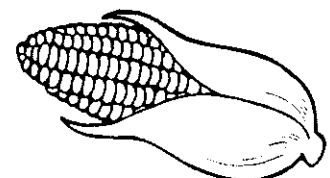
cans



cow



sick

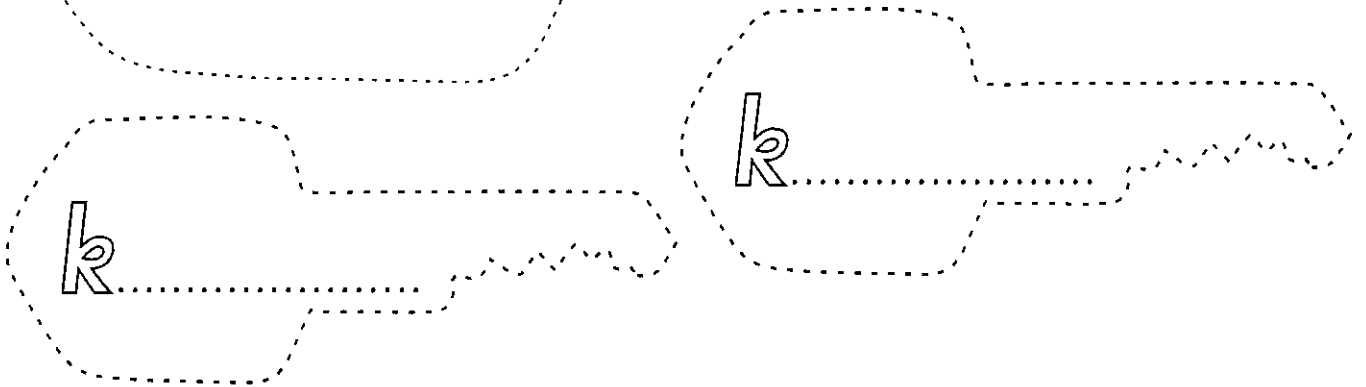
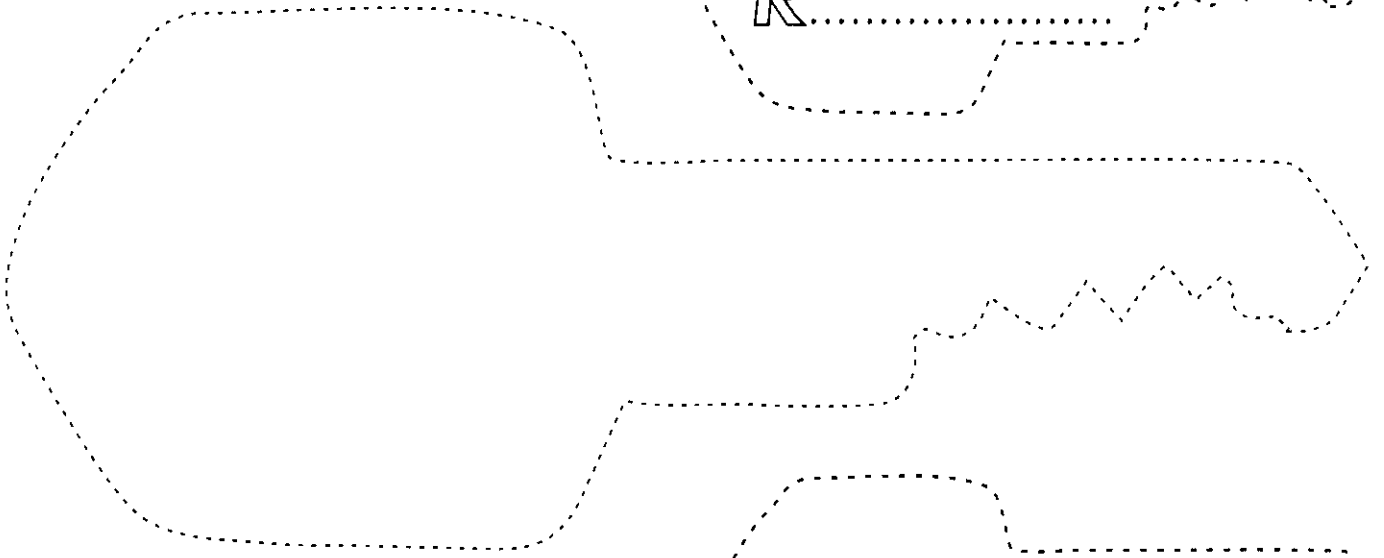
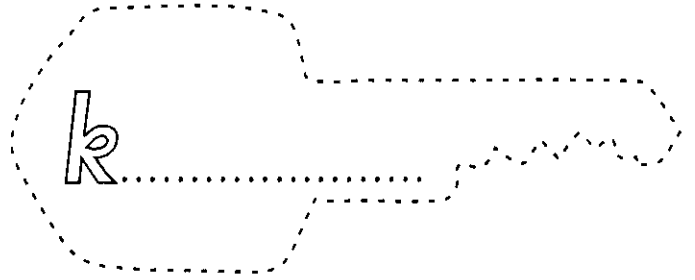
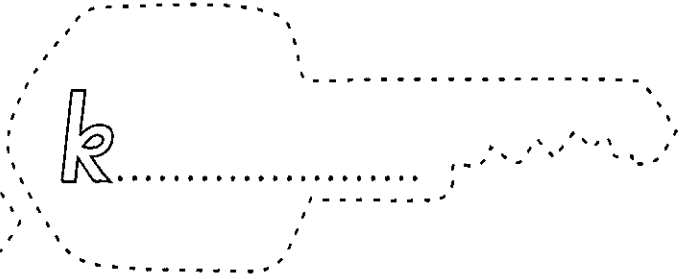
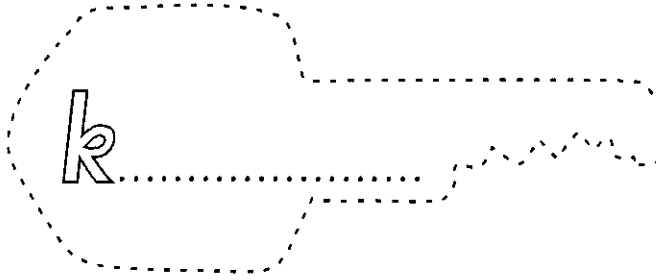
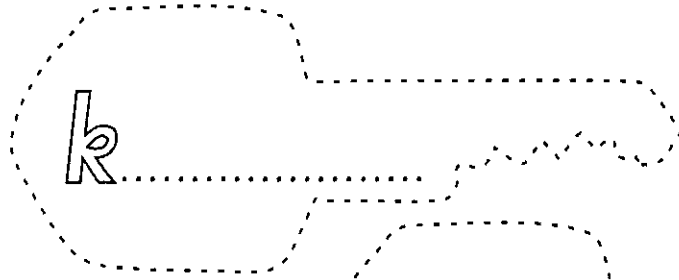


corn

Write some c words on another sheet  
or find some c pictures in magazines or newspapers.



k K



The big key has a k..... in it.



Trace around all the keys.



Draw a k thing inside the big key.




Write k words in the small keys.



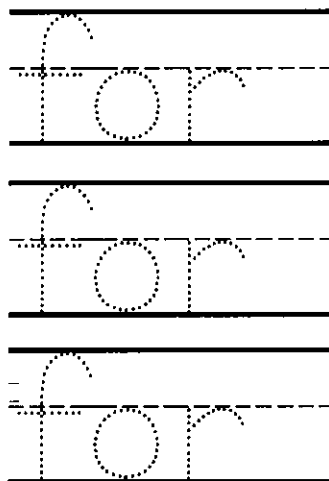
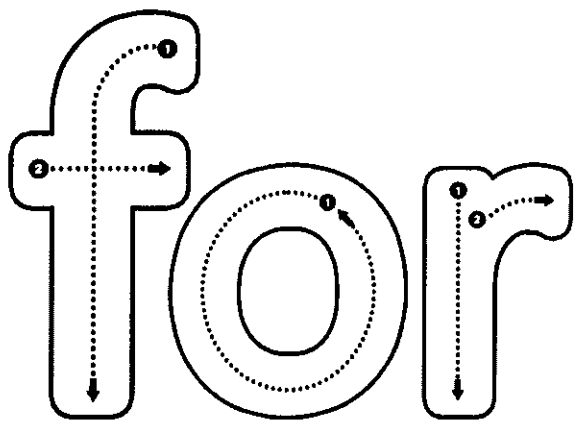
Colour all the keys and trace over the k sounds.

Name : \_\_\_\_\_ Date : \_\_\_\_\_




# Sight Word Practice

Trace the letters with your finger. Trace the letters with pencil.



Color the word for.



Cut and paste the word for.



© Teaching RichaRichi 2017



# CVC Sentence Matching

Softly colour the sentence and matching picture the same colour.  
Look at the underlined word for

The nut is in the pan.

Kim is wet.

Put the bag on the peg.

Tim had a nap on the mat.

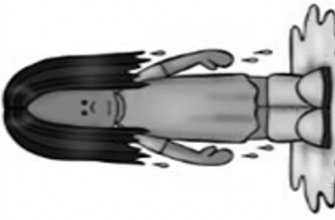
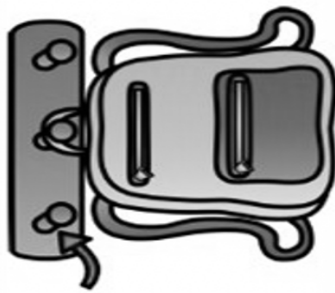


The bat is in the jar.

Sam has won.

See the big dog dig.

Put the lid on the box.


The sun is big and hot.



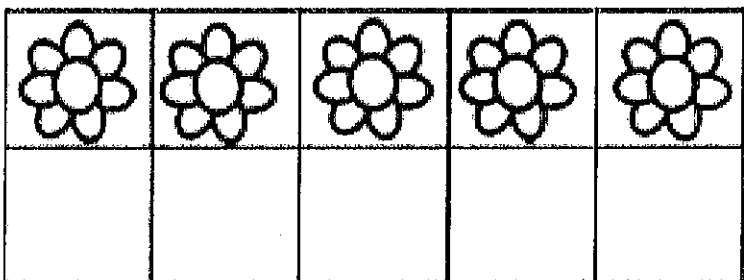
# Let's Make 10 Flowers

Name \_\_\_\_\_


Draw more flowers to make 10. Write the missing numbers.



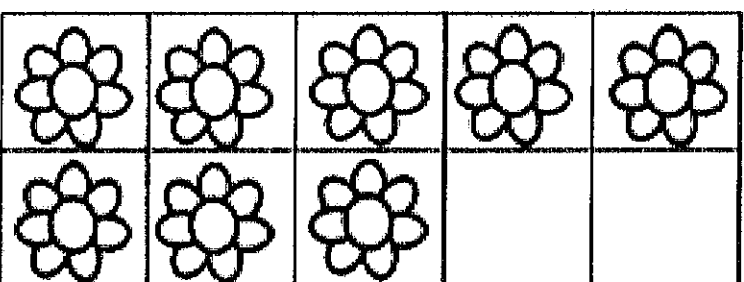
$9 + \underline{\quad} = 10$



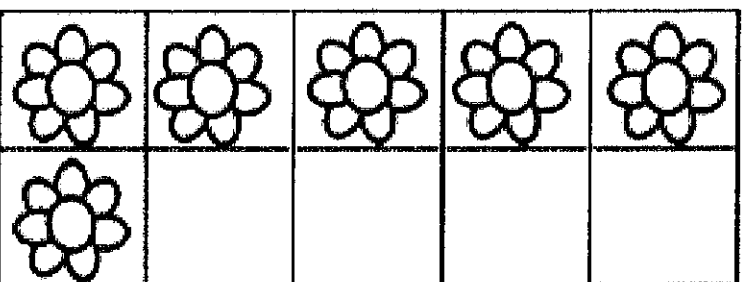
$5 + \underline{\quad} = 10$



$1 + \underline{\quad} = 10$



$8 + \underline{\quad} = 10$



$6 + \underline{\quad} = 10$



# WEDNESDAY

## **Phonics (15 minutes)**

<https://www.youtube.com/watch?v=iPVbJ-laHIw> Look in some of your reading books or research on a device things that start with the letter 'c'. Complete the phonics worksheet for the letter 'c' OR complete the 'c' task in seesaw.

## **Phonics cont. (15 minutes)**

<https://www.youtube.com/watch?v=uRT-hTdIZIQ> Discuss with a parent/carer some 'k' words from the story. Complete the phonics worksheet for the letter 'k' OR complete the 'k' task in seesaw.

## **Sight Words (15 minutes)**

Practice reading this week's sight words and continue to practice your rainbow sight word booklet. Complete the worksheet for the word 'and' OR complete the 'and' task in seesaw.

**Snack/Movement Break:** <https://www.youtube.com/watch?v=npp1z32idrc> OR go outside and play with your toys (cars, build with blocks, ride your scooter).

## **Writing (20 minutes)** Watch and sing along to the following song about foods the children like.

<https://www.youtube.com/watch?v=frN3nvhiHUK>

Discuss with your parent/carer foods that you like and write a sentence to name 2 of the foods you like, use the word 'and' to join the items (for example, "I like to eat sushi **and** chocolate." "I like to eat broccoli **and** peas.", "I like to eat apples **and** grapes."

Use the sentence (second page of your booklet) "I like to eat \_\_\_\_ and \_\_\_\_." to complete the writing task in your Home Learning Journal. Draw and colour a picture to match your sentence.

**HIGH -5:** Use your writing reminder card to guide your writing.

## **Reading (15 minutes)**

Practice reading your home reader with a parent/carer. Listen to Mrs Thurling's read aloud Draw a picture to show what happens at the beginning, middle and end of the story... complete in your booklet OR on seesaw.

Don't forget reading eggs.

<https://readingeggs.com.au/>

## Snack/Movement Break

## **Mathematics (20 minutes)** watch the following clip about Mass - Heavy and Light <https://www.youtube.com/watch?v=bULgZSFOV98>

Go on a scavenger hunt around your house and find 5 things in your house that are heavy and 5 things that are light. Write them or draw them in your home learning journal or take a photo to upload to your Seesaw journal. Complete the 'I can compare' worksheet in your booklet. Look at the 2 objects and colour in the object that is lighter OR complete the task in Seesaw.

Don't forget you can log onto your Mathletics , you may have a task to complete <https://login.mathletics.com/>


## Snack/Movement Break

## **History (20-30 minutes)**

Listen, <https://memfox.com/books/wilfrid-gordon-mcdonald-partridge/> watch OR read the story <https://www.youtube.com/watch?v=6dLCKYTbR5c>

In this story a young boy (Wilfred Gordon) lives next door to a nursing home and has a special friend (Nancy Alison) who is much older than he is. Getting older is part of growing. What do you think it means to be old/young? Cut and paste to sort the images young/old on the template provided OR complete the task in your seesaw journal.

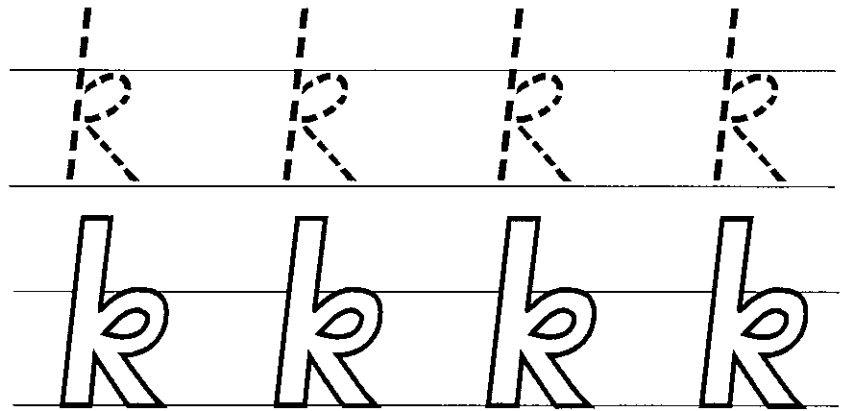
c C




There are .... candles on the cake.

- ☺ Colour the cake or decorate with chips of coloured paper e.g. birthday wrapping paper.
- ☺ Draw on candles for each child's age.
- ☺ Trace the c sound in the sentence and write the number of candles on the cake.

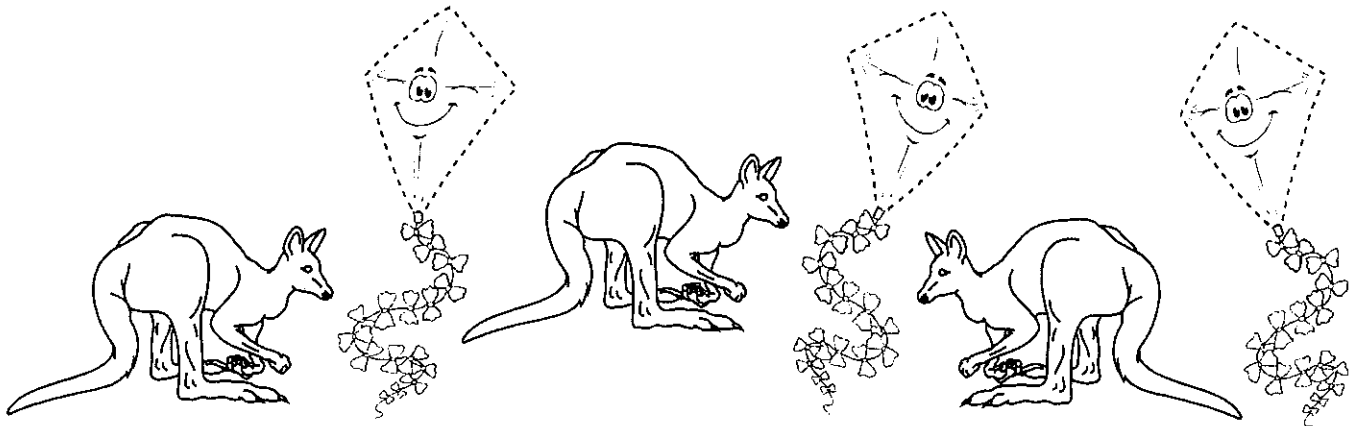
Trace the k sounds.



Colour the pictures that start with k.




Trace the kites and join them to the kangaroos.  
Read the sentence, write in the numbers and trace the k sounds.



There are .... kites and .... kangaroos.

Name \_\_\_\_\_

Read



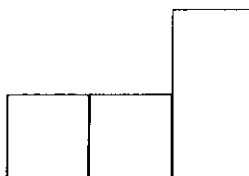
and

I see the moon and stars.



Trace

and

Write it in the letter boxes




Dab or colour  
the popcorn



Write it in a sentence

I see the moon \_\_\_\_\_ stars.


Make it



© Rhonda Baldacchino 2015

a d n

# After **Reading** or **Listening**




Beginning:

Middle:



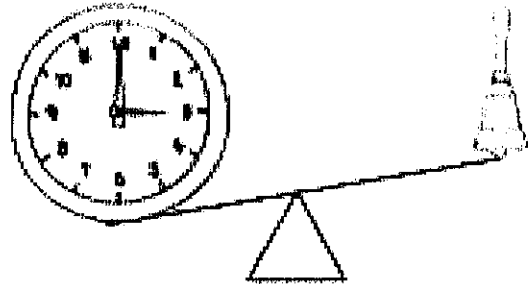
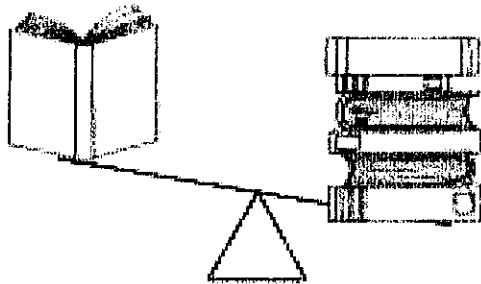
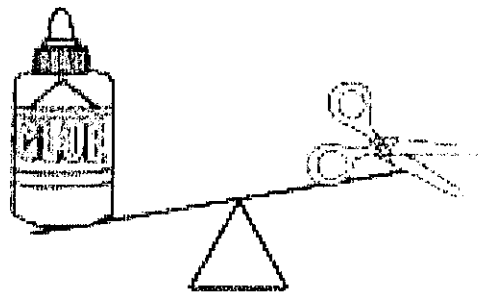

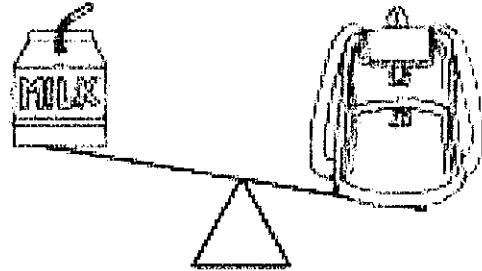
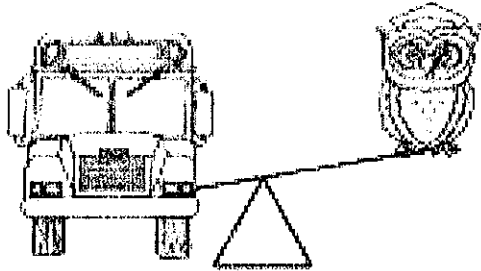
End:

Name: \_\_\_\_\_






# I Can **COMPARE!**

Directions: Color the object that is **HEAVIER**.



*Young*

*Old*



**Which pictures fit where? Cut and paste to sort by young and old.**

# THURSDAY

## **Handwriting (15 minutes)**

Warm up with the following phonics video.

<https://www.youtube.com/watch?v=gTWIKr3QCv8&list=PLD9908AF19A9D352A>

Watch the following video about how to write the letter 'c'

<https://www.youtube.com/watch?v=-W7TKgitoAY>

Complete the handwriting worksheet for the letter 'c'

## **Phonics (15 minutes)**

[https://www.youtube.com/watch?v=en0f-MT\\_TN0](https://www.youtube.com/watch?v=en0f-MT_TN0)

Look in some of your reading books or research on a device, things that start with the letter 'k'. Take a photo and add it to your journal. Complete the phonics worksheet for the letter 'k' OR complete the task in seesaw.

## **Sight Words (15 minutes)**

Practice reading this week's sight words and continue to practice your rainbow sight word booklet. Read and colour the apples that say 'looked' to complete the worksheet. OR complete the task in seesaw.

**Snack/Movement Break:** [https://www.youtube.com/watch?v=drWHI-l\\_Gew](https://www.youtube.com/watch?v=drWHI-l_Gew) OR go outside and see if any of your plants in the garden need watering.

**Writing (20 minutes)** Think about a clever trick you would teach your cat (if you have one, if not, image you do) Discuss with your parent/carer your ideas for a special cat (for example, "My cat can fly.", "My cat can walk through walls.", "My cat can talk". Use the sentence starter (second page of your booklet) "My cat can" to complete the task in your Home Learning Journal. Draw and colour a picture to match. **HIGH** -5: Use your writing reminder card to guide your writing.

## **Reading (15 minutes)**

Practice reading your home reader with a parent/carer. Ask a family member to read your library book with you.

Cut and paste to complete the reading task in your booklet OR complete in seesaw.

## **Snack/Movement Break**

**Mathematics (20 minutes)** Watch the following clip about Mass <https://www.youtube.com/watch?v=QCPYaTx2v0w>

Pick up 2 items that are close to you ... which one is 'lighter', repeat with another 2 objects. Complete the 'Objects by weight' page in your booklet. Colour or circle the object that is 'heavier' OR complete the task in seesaw.

Don't forget to log into Mathletics where your teacher may have left a task for you to complete <https://login.mathletics.com/>

## **Snack/Movement Break**


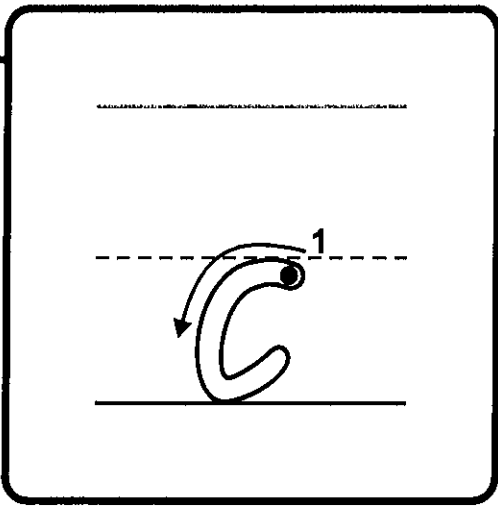
## **Directed Drawing (15-30mins)**

Follow the link to complete the directed drawing online lesson - <https://www.youtube.com/watch?v=OUSR2Bc6rQc>

OR .. recreate the picture of the kite in your home learning journal or in a seesaw canvas. Pay careful attention to size, shape and colour.

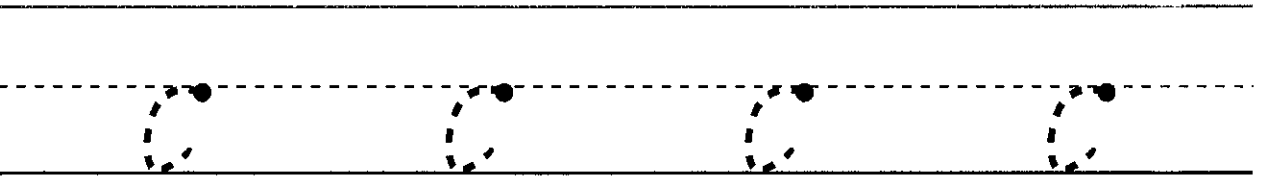
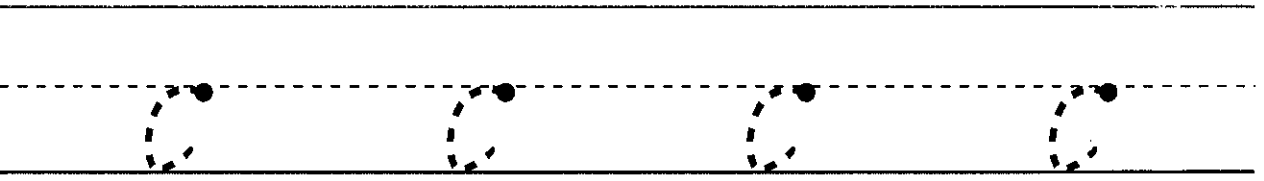
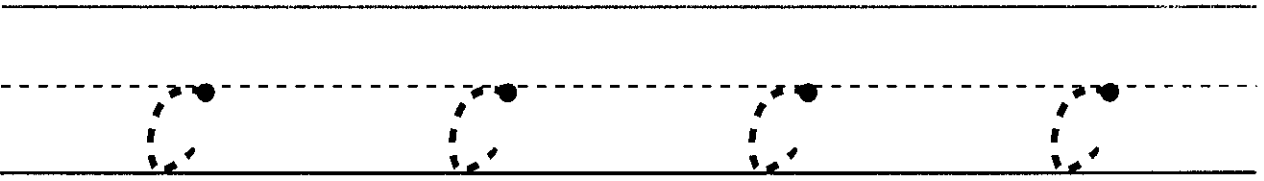
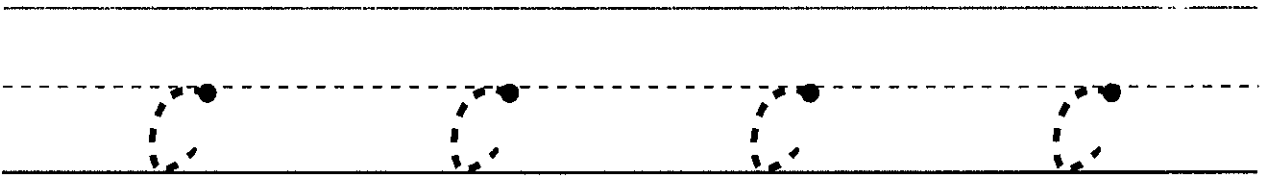
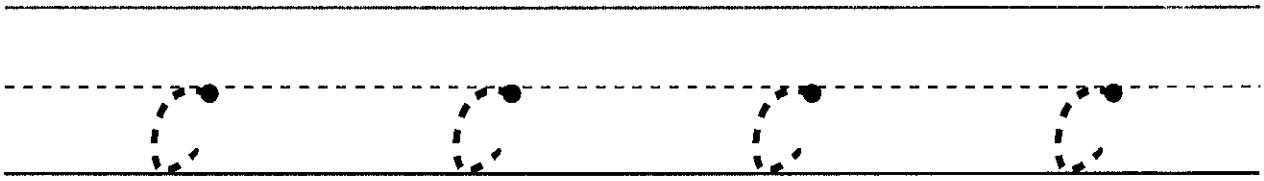





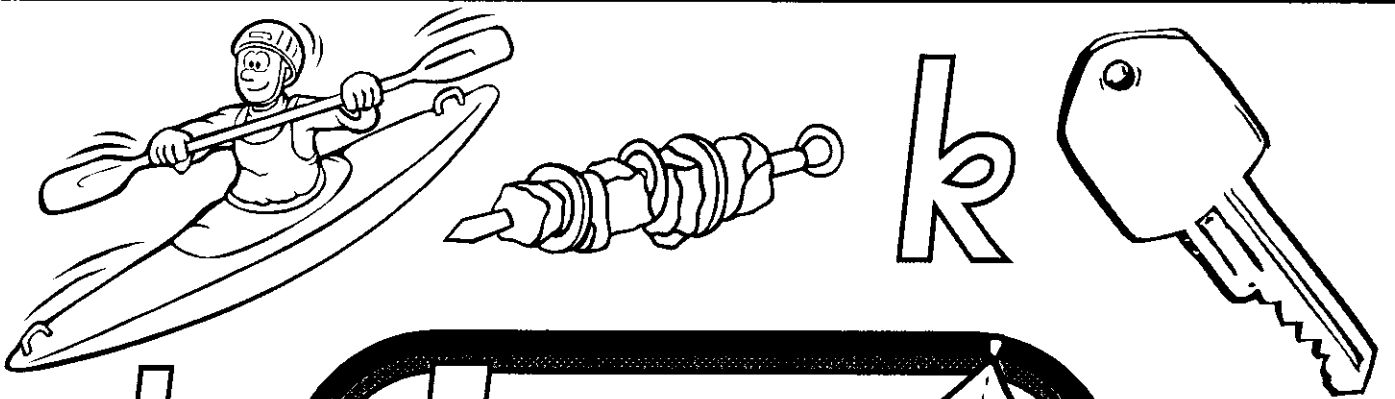


Name: \_\_\_\_\_



cat



Trace any **k** sounds. Colour any picture that starts with **k**.




Draw your own **k** picture.



Name \_\_\_\_\_

# Sight Word Apples # 1





Read the sight words in the apples.  
Colour all the apples with the word  
'looked'.

Name \_\_\_\_\_

# I Can Read it and Match It

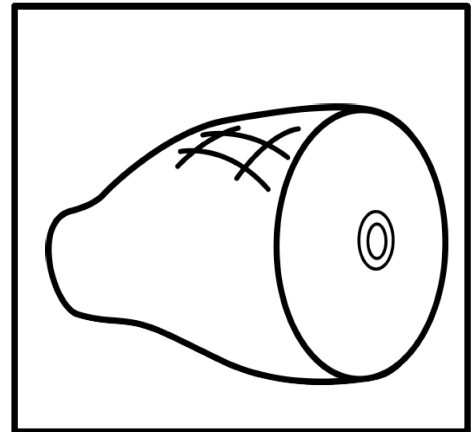


Directions: Read the sentences at the bottom of the page. Cut and paste to match the picture.



Paste  
Here

Paste  
Here

Paste  
Here



Paste  
Here

Paste  
Here

Paste  
Here

Look at my dog.  
My dog can wag.

Where is my ham?  
I made it for you.

I like jam.  
My jam is purple.

The ram can run  
and jump.

Here is my rag. I  
can make it go up  
and down.






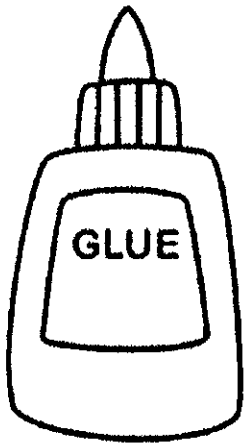



Can you see the tag  
on the bag?

Comparing

Name \_\_\_\_\_

# OBJECTS BY WEIGHT

Look at the two pictures in each box. Color the picture that is lighter.



# FRIDAY

## Phonics (15 minutes)

Watch the following phonics video.

<https://www.youtube.com/watch?v=HagJ6CSA7BM>

Tell a family member about all the things you saw (or can think of) from the clip. Complete the worksheet for the letter 'c' OR complete the 'c' task in seesaw.

## Phonics cont... (15 minutes)

Watch the following video about the letter 'k'

<https://www.youtube.com/watch?v=VE9ZYKGFx68>

Complete the phonics worksheet for the letter 'k' OR complete the task in seesaw.

## Sight Words (15 minutes)

Practice reading this week's sight words and continue to practice your rainbow sight word booklet. Complete the worksheet for the word 'for' OR complete the 'for' task in seesaw.

**Snack/Movement Break:** <https://www.youtube.com/watch?v=cZeM18fPbv> OR do 10 star jumps, 10 squats, 10 top toe stretches and 10 lunges then repeat

## Writing (20 minutes) Watch and sing along to the following song about the word 'for'.

<https://www.youtube.com/watch?v=5HycESVrMsQ>

Think about a nice gift you would like to give a family member or friend and write a sentence modelled from the song (for example, 'Here is a bike for you' 'Here is a flower for you') if you would like you can extend the sentence by changing the end (eg. 'Here is a hot dog for my mum' or 'Here is an ipad for my sister to play games on').

Use the sentence (second page of your booklet) "Here is a \_\_\_\_\_ for you." to complete the writing task in your Home Learning Journal. Draw and colour a picture to match your sentence.

HIGH -5: Use your writing reminder card to guide your writing.

## Reading (15 minutes)

Practice reading your home reader to yourself by whispering. Read your book again with a parent/carer. Colour the picture that matches the sentence to complete the reading task in your booklet OR complete in seesaw.

## Snack/Movement Break

## Mathematics (20 minutes) Watch the following clip about Mass - Heavy and Light <https://www.youtube.com/watch?v=rJKuFmMQOGE>

Find 10 items in your house and sort them by weight. Put the lighter ones in one collection and the heavier ones in another, have a family member check..

Complete the 'Light or Heavy' page in your booklet. Carefully cut out the pictures at the bottom and glue them on the 'light' side or the 'heavy' side OR complete the task in seesaw.

Don't forget to log into Mathletics where your teacher may have left a task for you to complete <https://login.mathletics.com/>


## Snack/Movement Break

## Sport/Dance (30 minutes)


Waka Waka - [https://www.youtube.com/watch?v=gCzgc\\_ReIBA](https://www.youtube.com/watch?v=gCzgc_ReIBA) Let it Go - <https://www.youtube.com/watch?v=ERbdjlv6dg> Macarena - <https://www.youtube.com/watch?v=MApP7TYPYcc> Despicable Me - [https://www.youtube.com/watch?v=Jf\\_dEcgeJWo](https://www.youtube.com/watch?v=Jf_dEcgeJWo) five little monkeys - <https://www.youtube.com/watch?v=IxF0iayJR-s>

OR Play some music; can you make up some dance moves that go with the words or beat? Try to dance along for 3-5 songs


Trace any c sounds. Colour any picture that starts with c.



c





a



c

c



c


can

Draw your own c picture.

c




c




e


c



c




c




# kK

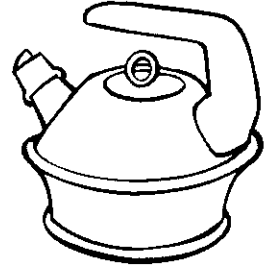
1. Colour the pictures that start with k.
2. Trace the k words.




kangaroo




kiwi fruit



kettle



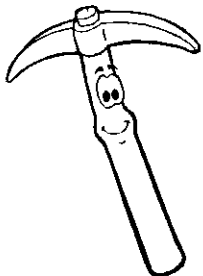
key




mirror



koala




pick



kitten



king



kite



kennel




kayak

Write some k words on another sheet  
or find some k pictures in magazines or newspapers.

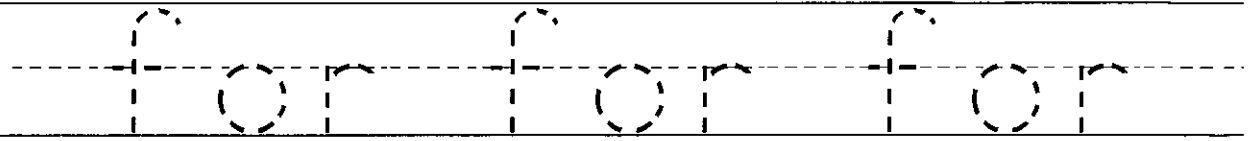




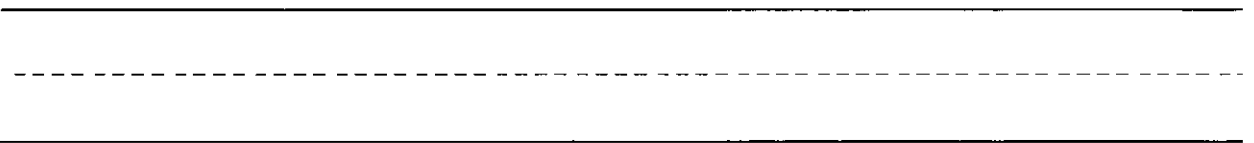


Name: \_\_\_\_\_

Trace it:



Write it:





Color it:

for for

Find it:

go	to	for	it	said	for
for	the	we	for	where	is
me	you	for	can	for	see

Match the picture to the letter with the same beginning sound:



Read each sentence. Circle or colour the picture that matches.  
Look carefully at the underlined sentence.

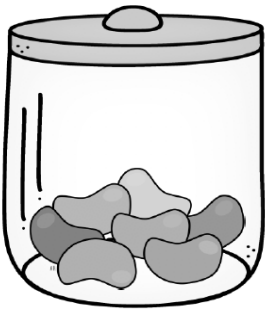
Put the can in the  
pan.




Can you see the car on the map?



This jar is full of  
jam.



There is a big hat  
on the cat.



There is a fat rat  
on my mat.



The man sat on a  
chair.



# Light or Heavy?

Name: \_\_\_\_\_ Date: \_\_\_\_\_

Directions: Cut the pictures below and glue them above the correct category.

