



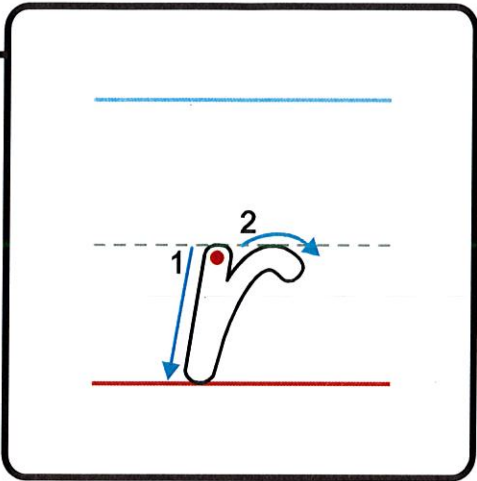
Kindergarten

Term 1 - Week 10

Monday 30th March - Friday 3rd April

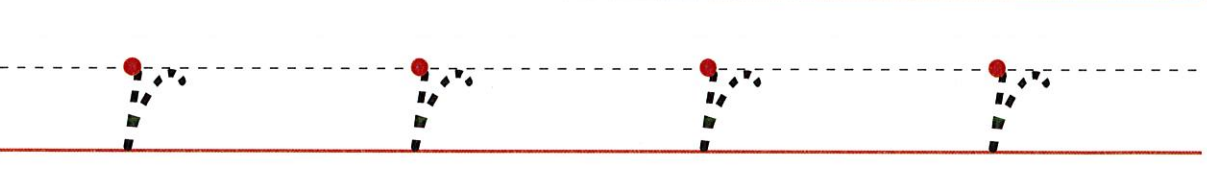


Name: _____




Name: _____


rabbit



Trace any g sounds. Colour any picture that starts with g.




g



g



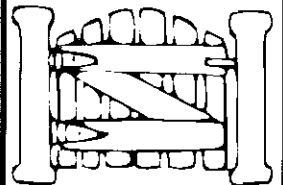
g



g


goat

g





g

Draw your own g picture.




g




g

g




g



Name _____

Read



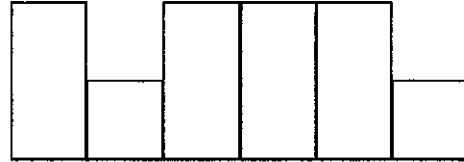
little

A mouse is little.



Trace

little

Letter boxes




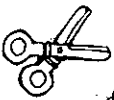
Dab or colour
the popcorn



Write it in a sentence

A mouse is _____.

Make it



© Rhonda Baldacchino 2015


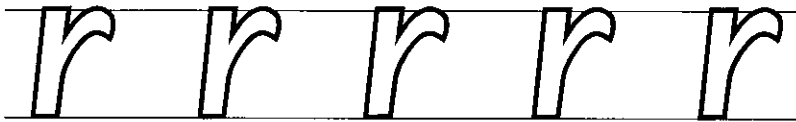


1 3 5 10 15




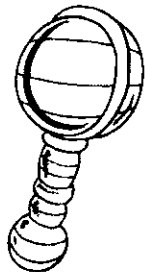

6 8 13

11 15


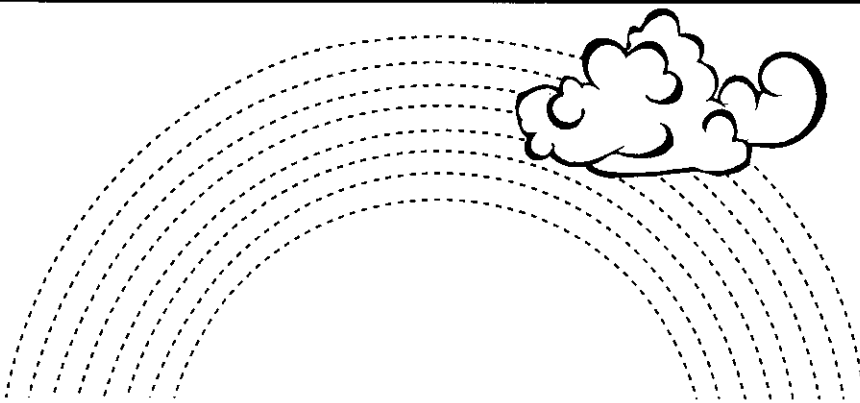
Trace the r sounds.



Colour the pictures that start with r



Trace the rainbow and colour the picture.
Read the sentence and trace the r sounds.



The r rabbits are near the r rainbow.

g G

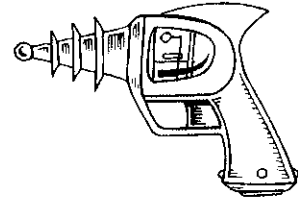
1. Colour the pictures that start with g.
2. Trace the g words.



kangaroo




mower




gun



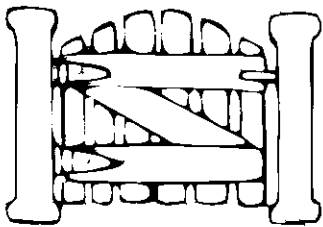
girl




goat



gas




gate



golf bag




pig



guitar



bow

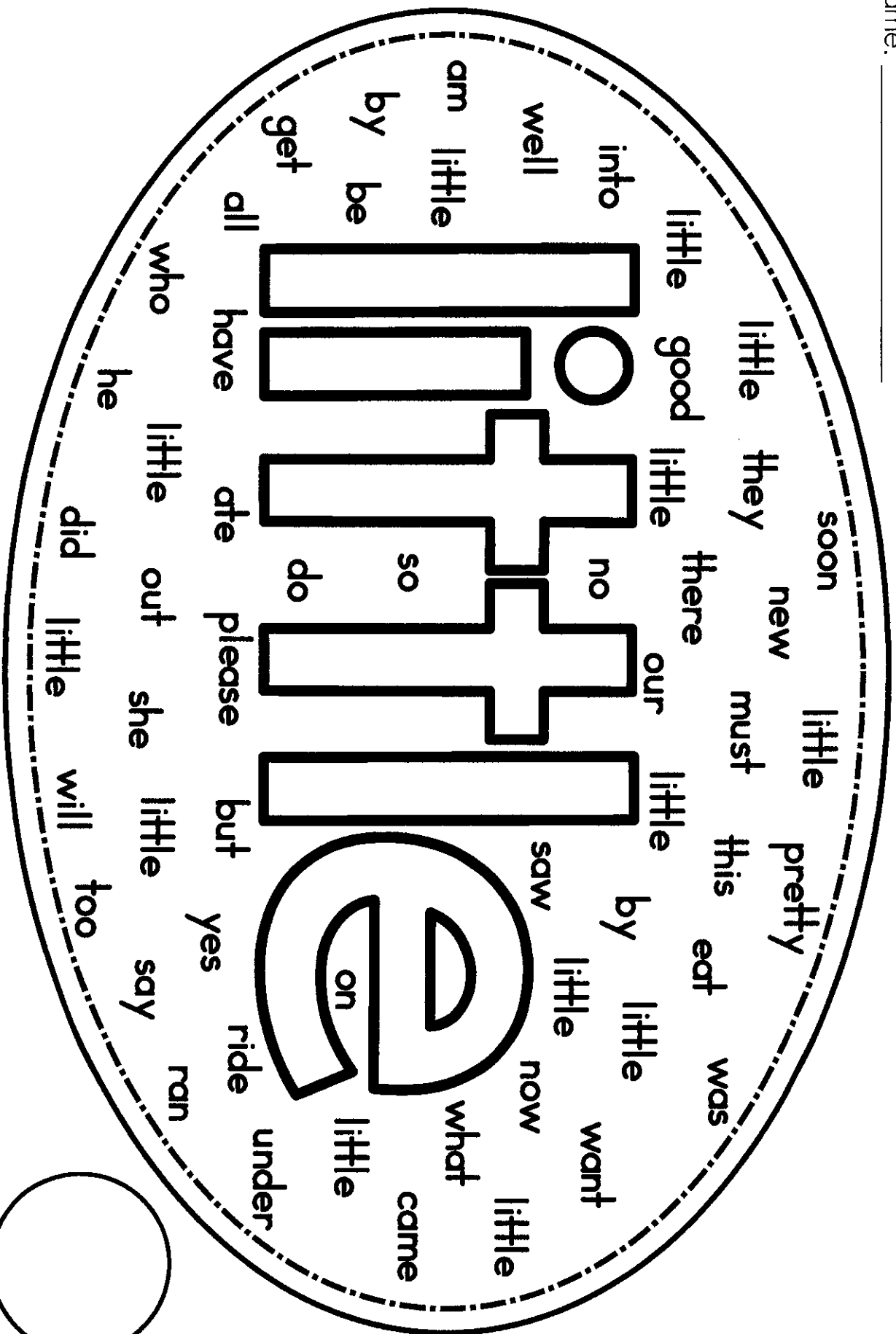


gorilla

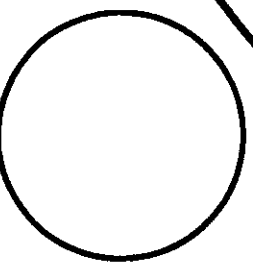
Write some g words on another sheet
or find some g pictures in magazines or newspapers.



Name: _____



words found



Count and Match

1 one	2 two	3 three	4 four	5 five
6 six	7 seven	8 eight	9 nine	10 ten



eight

six

three

two

one

ten


seven

four

nine

five

rR



The *r*abbit *r*ests on the *r*ug.


- ☺ Colour the rabbit.
- ☺ Write the *r* sound all over the rug.
- ☺ Trace over the *r* sounds in the sentence.

g G




The *g*irl has her own *g*arden.

- 😊 Draw the girl's garden and colour the picture.
- 😊 Trace over the *g* sounds in the sentence.

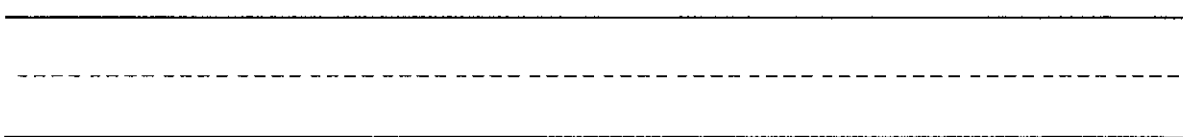


Name: _____

Trace it:



Write it:




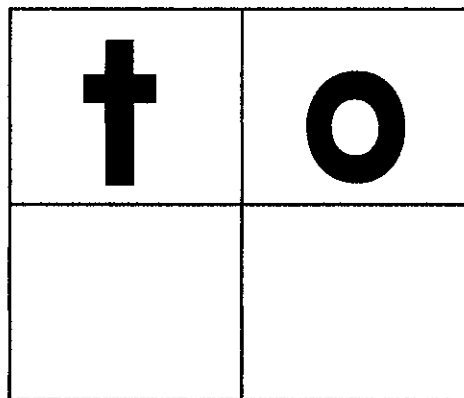
Color it:



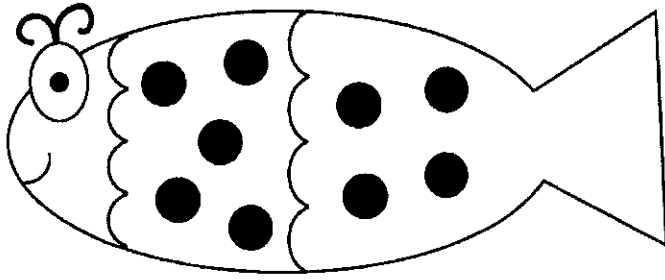
Find it:

go	to	make	to	said	for
come	the	to	look	where	to
to	you	my	can	to	see

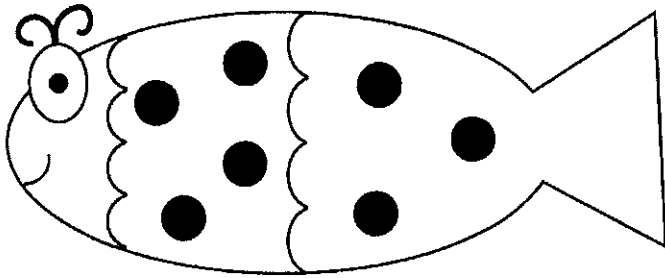
Match the picture to the letter with the same beginning sound:



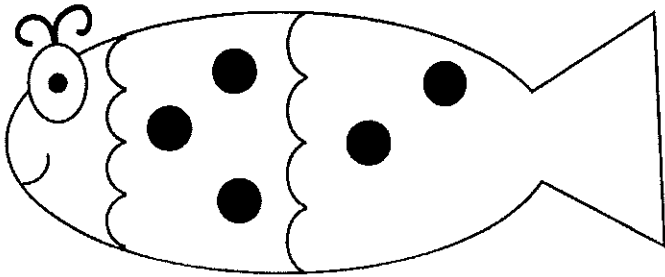
Addition



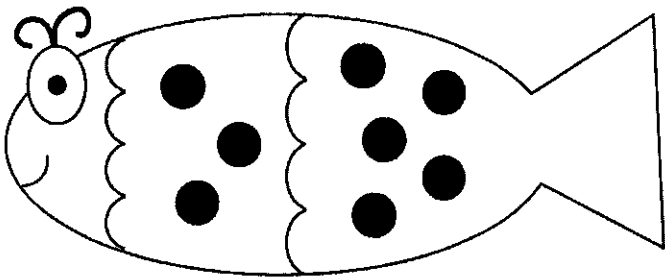
$5 + 4 = \square$



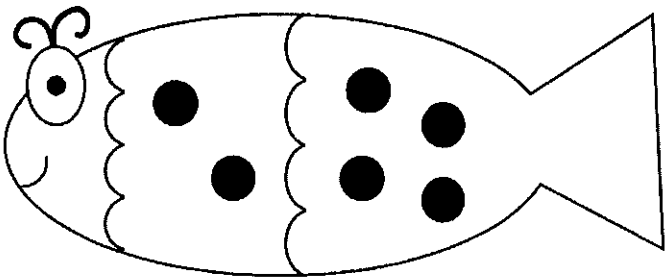
$4 + 3 = \square$



$3 + 2 = \square$




$3 + 5 = \square$




$2 + 4 = \square$

rR


1. Colour the pictures that start with r.
2. Trace the r words.




ring



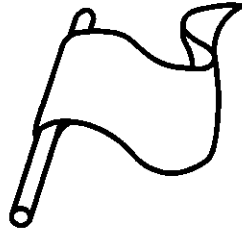
rabbit



train




raft



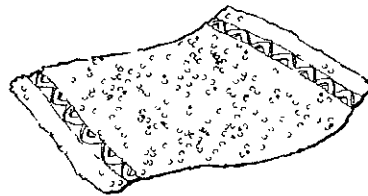
flag



rain



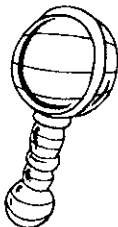
car




rug



rubber



rattle



recorder




read

Write some r words on another sheet
or find some r pictures in magazines or newspapers.







Trace the g sounds.



Colour the pictures that start with g.

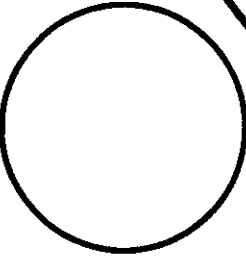


Trace the goats and draw some green grass.
Read the sentence and trace the g sounds.




Name: _____


to




Doubles




1	+	1	=	
2	+	2	=	
3	+	3	=	
4	+	4	=	
5	+	5	=	



Trace any r sounds. Colour any picture that starts with r.




r





r



n




r



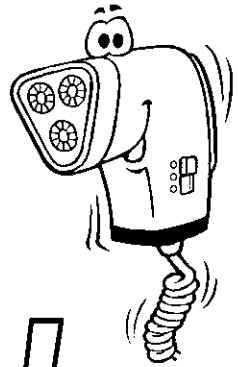
r

ring


Draw your own r picture.



r




h


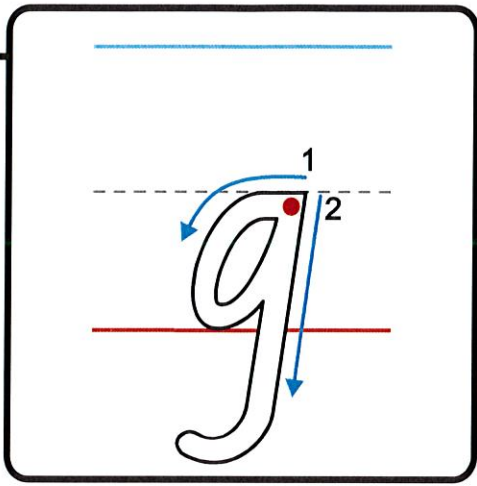


r



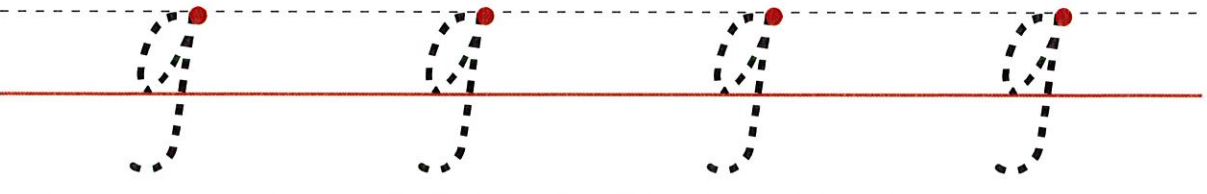
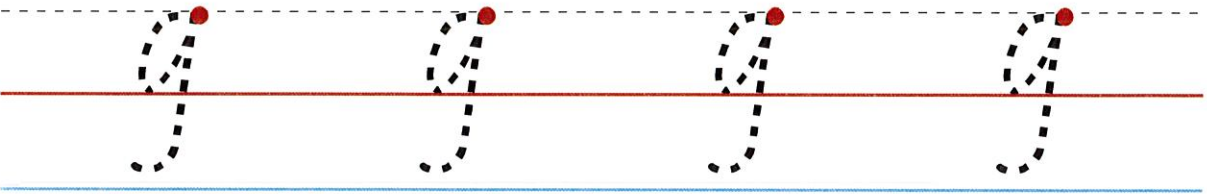
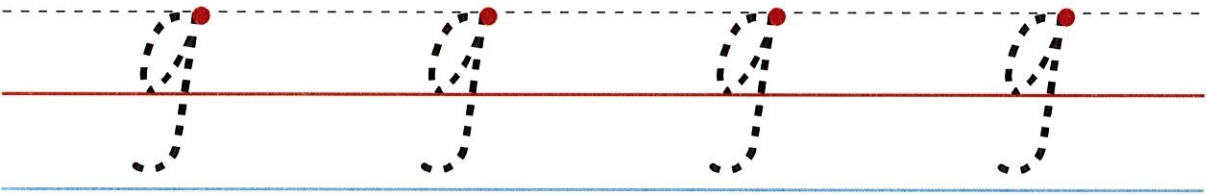
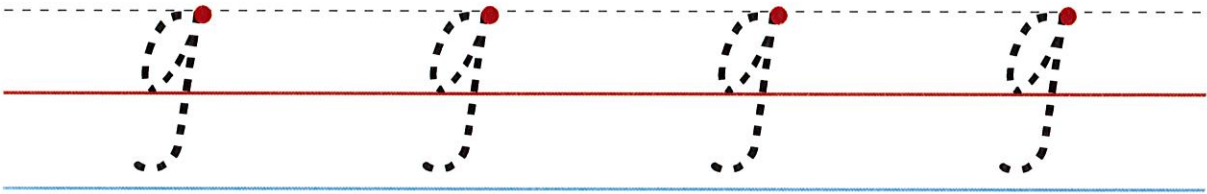
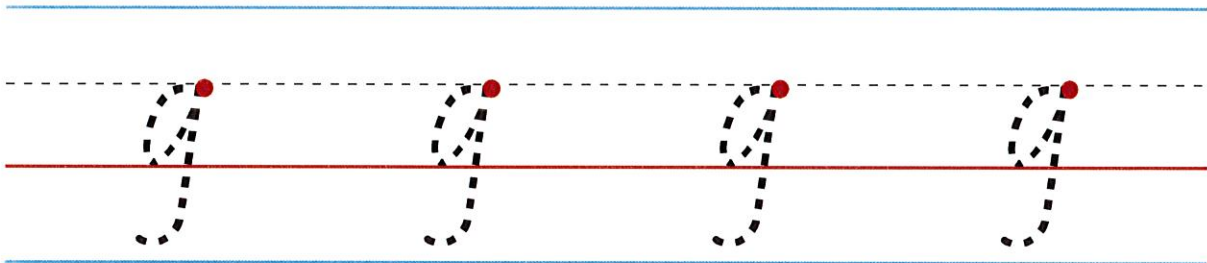
r








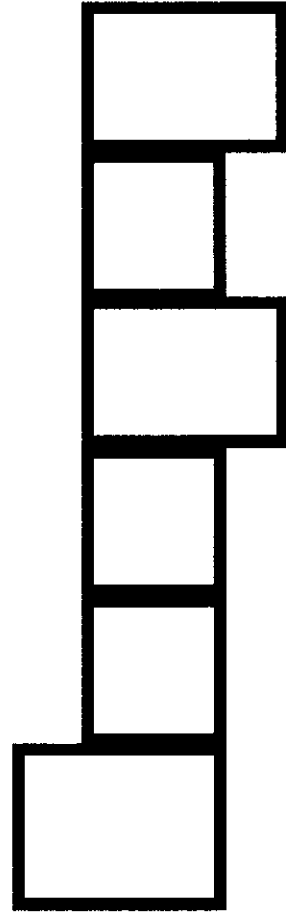
Name: _____

goat






hungry

hungry

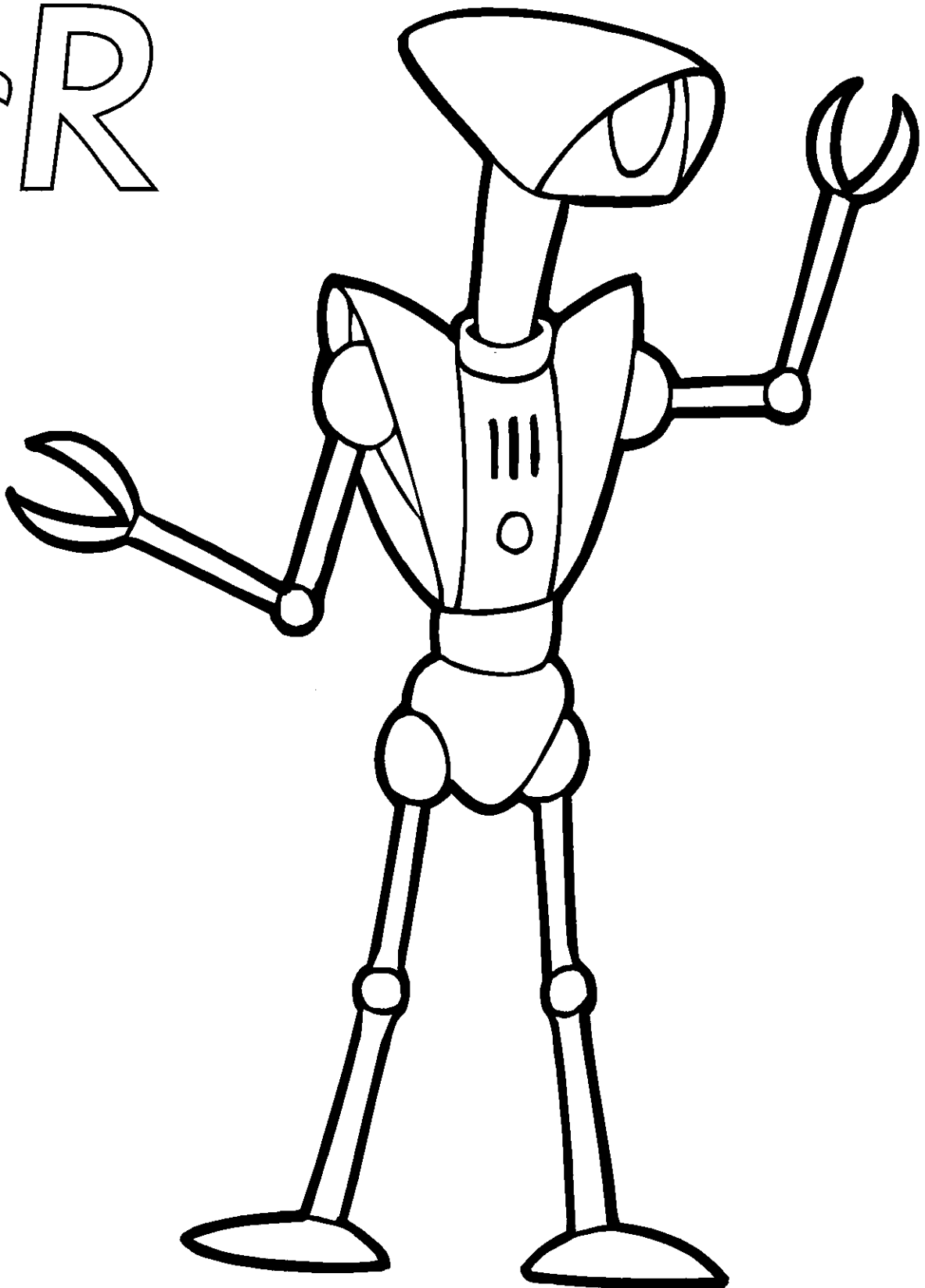


Pattern

What comes next?



rR


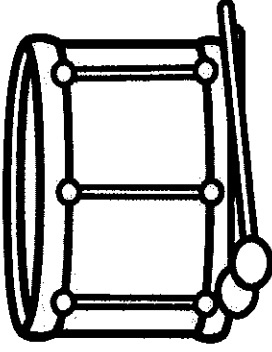

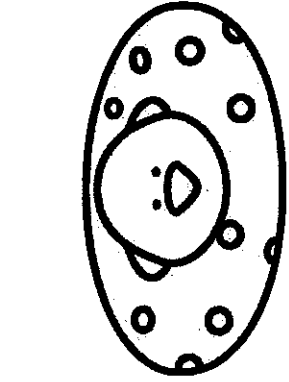


PICK A
CRAFT
IDEA



- 1** Colour the robot and draw rain falling in the background with blue crayon, paint over it with a blue wash and put the caption, 'Robots in the rain.'
- 2** Colour the robot and write *r* words on pieces of paper. Paste the words near his left hand as if he were holding them.
- 3** Surround the robot with *r* words or *r* pictures after colouring it in with crayons or paint.

I can colour pictures that start with G:




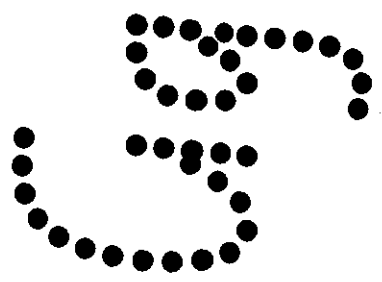



glue

glue

Crown Template


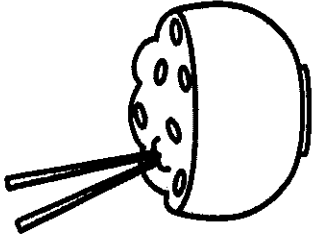
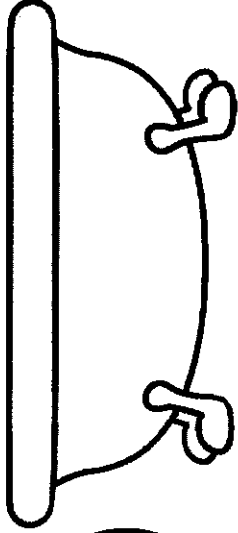

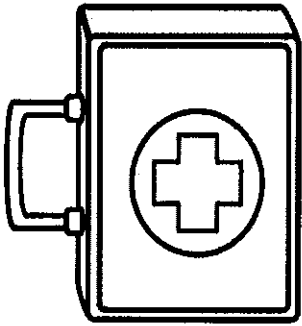
Cut out the two pieces on this page along the outside edges only.

Copyright © Fun and Resources



Name: _____





I can colour pictures that start with R:



glue

Crown Template

Cut out the two pieces on
this page along the
outside edges only.



Name: _____