



Learning from home: ABC TV Education resources

Lower primary – book one

27/04/2020 – 08/05/2020 (2 weeks)

Supplementary activities to support
educational content broadcast on ABC ME
during Term 2, 2020

About this resource

ABC Education, in collaboration with the NSW Department of Education, have planned a daily schedule of free to air educational programs supported by standalone resources that complement the ABC TV Education program airing Monday 27 April 2020 to Friday 8 May 2020. All activities can be completed without access to the internet or a device and are suitable for lower primary, upper primary and secondary students.

Educational benefit

Student booklets include activities designed by curriculum experts to meet educational outcomes and are based on a selection of ABC programs that are of high educational value. Activities address topics from a range of subjects including: English; mathematics; science and technology; geography; history; PDHPE and creative arts.

These optional resources do not replace teaching and learning programs provided by schools but may be used by teachers and parents/carers to supplement student learning. Teachers may select activities relevant to their teaching and learning program and modify to meet student needs.

Recording student responses

Students complete activities before, during and after viewing selected daily episodes. Where appropriate, space is provided in each booklet for students to record their responses. Students may require additional writing paper or a separate workbook for some tasks. Completed student booklets may be collected by teachers and used as evidence of learning.

How to access ABC TV Education programs

The selected daily episodes can be viewed via the ABC TV Education broadcast on ABC ME (Channel 23) from 10am-3pm weekdays. Each day commences with programs suitable for lower primary students followed by upper primary and then secondary. Programs will also be available at abc.net.au/iview after the broadcast. A schedule of the selected episodes is included in each student booklet.

© State of New South Wales (Department of Education), 2020

The copyright material published in this document is subject to the Copyright Act 1968 (Cth), and is owned by the NSW Department of Education or, where indicated, by a party other than the NSW Department of Education.

Copyright material available in this document is licensed under a Creative Commons Attribution 4.0 International (CC BY 4.0) licence.

See <https://education.nsw.gov.au/about-us/copyright> for further details.



Episode schedule

The timetable below outlines the episode focus for each day. The full ABC TV Education program can be found at <https://www.abc.net.au/tveducation/>

	Time	Program	Episode title	Key learning area	Pages
Monday 27/04/2020	10:00am	Numberblocks	How To Count	Mathematics	4-5
Tuesday 28/04/2020	10:10am	Grandpa Honeyant Storytime	Molly The Grey Kangaroo And The Bush Cleanup Crew	English	6-7
Wednesday 29/04/2020	10:15am	Wallykazam!	The Cake Monster	English	8-9
Thursday 30/04/2020	10:05am	I'm A Fish	I'm A Frogfish	Science	10-11
Friday 01/05/2020	10:35am	Art With Mati And Dada	Rembrandt	Art	12-13
Monday 04/05/2020	10:05am	I'm A Fish	I'm A Stingray	Science	14-15
Tuesday 05/05/2020	10:45am	Where in the World?	Liza Hamza and Truc. Goes Shopping for Goldfish	Geography	16-17
Wednesday 06/05/2020	10:00am	Numberblocks	Seven	Mathematics	18-19
Thursday 07/05/2020	10:05am	I'm A Creepy Crawly	Earwig	Science	20-21
Friday 08/05/2020	10:10am	Play School Story Time	Kumi Taguchi: Too Many Pears	English, Mathematics	22-23

Monday 27 April, 2020


Lower primary

Program: Numberblocks

Episode title: How To Count

Time: 10:00am on ABC ME


About: It's a lovely day for a picnic but one of the flapjacks is missing! Is there a Flapjack-snaffler on the loose or has Three forgotten what Numberblocks do best? Learn how to count and get it right with the number friends.



After the episode:

1. Did you notice Three's funky crown? She has 3 triangles and the triangles all have 3 sides and 3 corners.

Shape hunt - what shapes can you find in your house that have 3 sides and 3 corners? Draw pictures of your discoveries!



Remember Five's counting rules! When we count we count each thing once, say the numbers in order and the last number word we say, tells us how many we have altogether.

Monday 27 April, 2020

Lower primary

View this episode after screening at <https://iview.abc.net.au/show/numberblocks>

After the episode:

2. Did you notice Four has squares for eyebrows? Squares have 4 sides and 4 corners.

Shape hunt - What shapes can you find in your house that have 4 sides and 4 corners? Draw pictures of your discoveries!



A large empty rectangular box with rounded corners, intended for students to draw pictures of shapes they find in their house that have 4 sides and 4 corners.

3. How many of each shape do you have?
4. Do you have more things with 4 sides and 4 corners, or, do you have more things with 3 sides and 3 corners?

Follow-up activity: Create your own flapjack-snaffler. How many eyes will you choose? How many mouths will you draw? How many hands? How many arms? Show and describe your flapjack-snaffler to someone. Count each body part together.

Tuesday 28 April, 2020

Lower primary

Program: Grandpa Honeyant Storytime

Episode title: Molly The Grey Kangaroo And The Bush Cleanup Crew

Time: 10:10am on ABC ME

About: This is a delightful story about where people go at weekends to have a barbecue and how the bush has to be looked after at all times.



Before the episode:

1. Look at this picture from today's episode of Grandpa Honeyant Storytime.

What do you think the story might be about?
What clues can you find in the picture?
Share your thinking with someone or draw your ideas.



After the episode:

1. A **setting** is where a story takes place. Where did 'Molly The Grey Kangaroo And The Bush Cleanup Crew' happen? Describe the setting to someone. Create a painting or drawing of the setting.

Tuesday 28 April, 2020

Lower primary

View this episode after screening at <https://iview.abc.net.au/show/grandpa-honeyant-storytime>

After the episode:

2. Retell the story through a puppet show!

- **Plan** your show by drawing the beginning, middle and end of the story.
- **Create** finger or sock puppets of the main characters. You could use items out of your recycling or your toys instead.
- **Practise** acting out the story.
- **Perform** your puppet show for your family.



3. Molly the Grey Kangaroo helped the animals by cleaning up the bush. Draw or write about a time when you helped a friend.

A large, empty rounded rectangular box intended for students to draw or write about a time when they helped a friend.

Follow-up activity: Go for a walk with someone in your family. Discuss some ways that you might be able to look after your local environment.

Wednesday 29 April, 2020

Lower primary

Program: Wallykazam!

Episode title: The Cake Monster

Time: 10:15am on ABC ME

About: It is Ogre Doug's birthday, but he has never had a cake so Wally and friends go to get him one while keeping it out of reach of the cake monster.



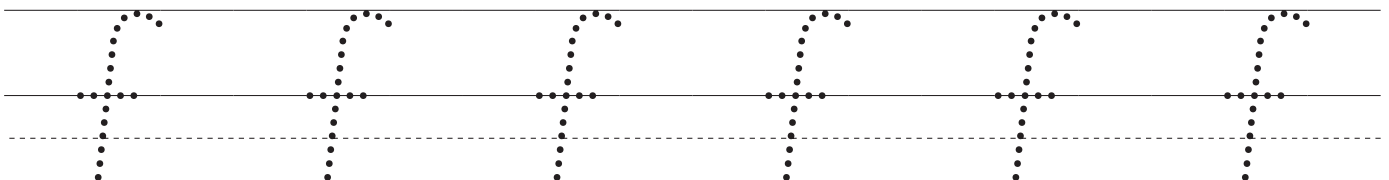
Before the episode:

1. Think about a party you have been to. Talk, draw or write about what happened at the party.

After the episode:

1. Draw or list items in your house that start with a 'f' sound.

2. Trace the 'f'. Have a go at writing 'f' in each box.



Wednesday 29 April, 2020

Lower primary

View this episode after screening at <https://iview.abc.net.au/show/wallykazam>

After the episode:

3. List or draw your favourite party games.



4. Plan a party for your toys. You can draw or write about the party. Which toys would you invite? Where would the party be? What food would you have at the party?

Follow-up activity: Create an invite for your toy party.

Thursday 30 April, 2020

Lower primary

Program: I'm A Fish

Episode title: I'm A Frogfish

Time: 10:05am on ABC ME

About: The tropical Frogfish shows us how they walk across the sea floor and what they do to stay out of harms way.



Before the episode:

1. Draw a fish. Describe it to someone or label your drawing.

After the episode:

1. List or draw the ways a frogfish is different to other fish.

2. How do frogfish move? Circle or colour the correct answer.

walk

crawl

skip

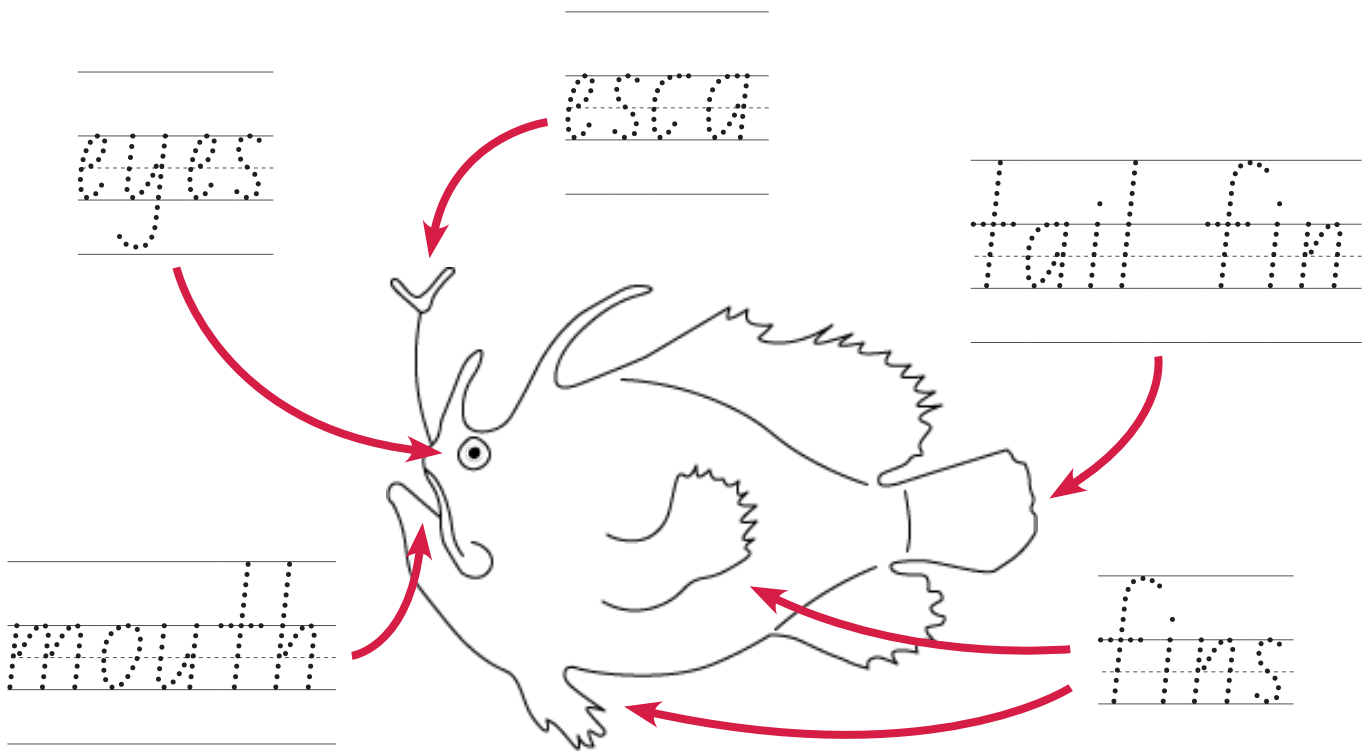
Thursday 30 April, 2020

Lower primary

View this episode after screening at <https://iview.abc.net.au/show/i-m-a-fish>

After the episode:

3. Colour the frogfish. Trace and read the labels for each part of the frogfish.



4. How do frogfish protect themselves from other fish? Draw or write two different ways.

Follow-up activity: Imagine you are a fish. What would you look like? Where would you swim? What types of food might you eat?

Friday 1 May, 2020


Lower primary

Program: Art With Mati And Dada

Episode title: Rembrandt


Time: 10:35am on ABC ME

About: A spiteful monkey jumps out of the Recombiner in Mati and Dada's room. Who is he? He belongs to a very famous painter playing different roles with different costumes in Amsterdam.



Before the episode:

1. How are you feeling today? Happy, sad or excited? Draw yourself as an emoji.



After the episode:

1. Look at some of the artworks that you saw in today's episode of Art with Mati and Dada.



2. What do you notice about the artworks? What words can you use to describe the man's facial expressions, for example 'happy' or 'disappointed'? Talk to someone about your ideas.
3. These artworks are sketched. Can you find where the lines are heavy or light? Artists call this light and shade. Can you see how the lines are overlapping? Share your thinking with someone.

Friday 1 May, 2020

Lower primary

View this episode after screening at <https://iview.abc.net.au/show/art-with-mati-and-dada>

After the episode:

4. Time for you to have a go at creating a self-portrait!


Plan

- Look at yourself in a mirror just like Mati and Dada did.
- Make different expressions, for example a happy, sad or surprised face.
- Pop on your favourite hat or costume.



Create

- Sketch or paint a self-portrait. You could use a photo or continue with a mirror.
- Choose one emotion that you would like to depict in your image.
- Use light and shade in your sketch. Remember to use a sharp pencil.
- Choose your colours carefully if painting.
- Make your lines overlap, starting soft and then making them stronger as needed.



Review

- How is your artwork looking?
- Create another self-portrait with a different expression.
- For example, if you already drew a disappointed face create a portrait of a surprised face.



Follow-up activity: Create another self-portrait using a camera on a phone. Experiment with different filters and angles.

Monday 4 May, 2020

Lower primary

Program: I'm A Fish

Episode title: I'm A Stingray

Time: 10:05am on ABC ME

About: The shy Stingray shows us how she hides to catch her food. She tells us that they are related to sharks but very different all the same.



After the episode:

1. Draw or write what you learnt about stingrays?



2. How is a stingray the same and different to a shark?

What is the same?

What is different?

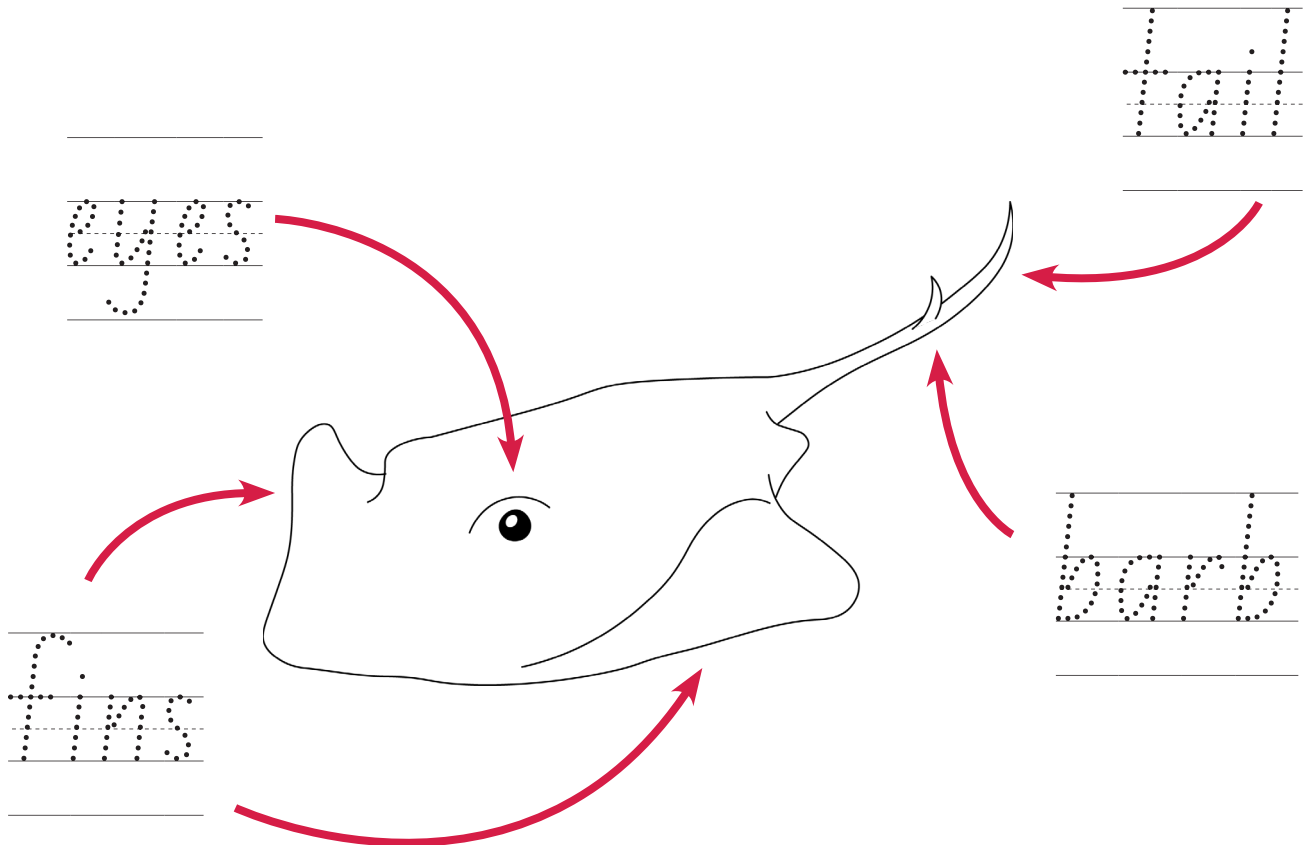
Monday 4 May, 2020

Lower primary


View this episode after screening at <https://iview.abc.net.au/show/i-m-a-fish>

After the episode:

3. Colour the stingray. Trace and read the labels for each part of the stingray.



4. Some stingrays eat fish, crabs and shrimp. Colour and trace the labels of the food chain of a stingray.



Follow-up activity: Create a stingray or shark out of materials that you can find at home.

Tuesday 5 May, 2020

Lower primary

Program: Where in the World?

Episode title: Liza Hamza and Truc. Goes Shopping for Goldfish

Time: 10:45am on ABC ME

About: In Vietnam, Truc takes pity on her lonely goldfish and goes shopping for some companions; in Russia Liza and her twin brother Styopa take part in a craft class and in Jordan, Hamza makes a pizza for a picnic with his family.



Before the episode:

1. Call a friend or family member. Ask them where their favourite place is. Write or draw what you find out.

After the episode:

1. Truc lives in Vietnam. She went searching for some fish friends for her lonely goldfish. Draw the three fish that she bought.

2. Liza lives in Russia. She went to an art group and created a horseshoe for her grandmother. Create an artwork for someone special and share it with them.


Tuesday 5 May, 2020

Lower primary

View this episode after screening at <https://iview.abc.net.au/show/where-in-the-world>

After the episode:

3. Hamza lives in Jordan. He made pizza with his mum to eat on a picnic. Plan a picnic for your family. You could have the picnic in your lounge room! Draw or write a list of all the things that you would need.



4. Where is your favourite place? It could be your house, your school, local park or beach. Draw or write about your favourite place.



Follow-up activity: Write a story about you. Draw or write about who is in your family, where your family is from, your favourite food and your favourite activity to do together.

Wednesday 6 May, 2020


Lower primary

Program: Numberblocks

Episode title: Seven

Time: 10:00am on ABC ME

About: It's a rainy day for a picnic, but when lucky number Seven appears, everything comes up rainbows. Learn all about the number 7 with Numberblock Seven!



After the episode:

1. Did you notice what Six has on his body? Look closely. Did you notice that Six has all of the dice patterns from 1 to 6?



2. If 7 had a dice pattern, what do you think it would look like? Draw three different ways that it could look on a dice.

An empty rounded square box with a black outline, intended for a student to draw a dice pattern for the number 7.An empty rounded square box with a black outline, intended for a student to draw a dice pattern for the number 7.An empty rounded square box with a black outline, intended for a student to draw a dice pattern for the number 7.

3. Ask people at your house which one is their favourite representation of 7 and why.

A large empty rounded rectangle box with a black outline, intended for a student to write their answer to question 3.

Wednesday 6 May, 2020

Lower primary

View this episode after screening at <https://iview.abc.net.au/show/numberblocks>

After the episode:

4. Did you notice the symbols they used in Numberblocks to describe the weather? What words would you use to describe the weather these symbols represent? Label the symbols or share your ideas with a family member.



Follow-up activity: Create a weather chart this week. Each day, record the name of the day and what the weather is like. Use the symbols to help you. You might like to create other symbols to describe the weather that happens at your location.

Thursday 7 May, 2020

Lower primary

Program: I'm A Creepy Crawly

Episode title: Earwig

Time: 10:05am on ABC ME

About: Meet the earwig; this guy likes to sleep all day and then eat things like rotting plants and insects. Don't worry, even though he's got big pincers he says he's not going to go through your ears to your brain any time soon.



Before the episode:

1. Creepy crawlies are insects. List or draw the creepy crawlies that you know.

After the episode:

1. Name or draw two things about earwigs.

wings

antenna

legs

pincers

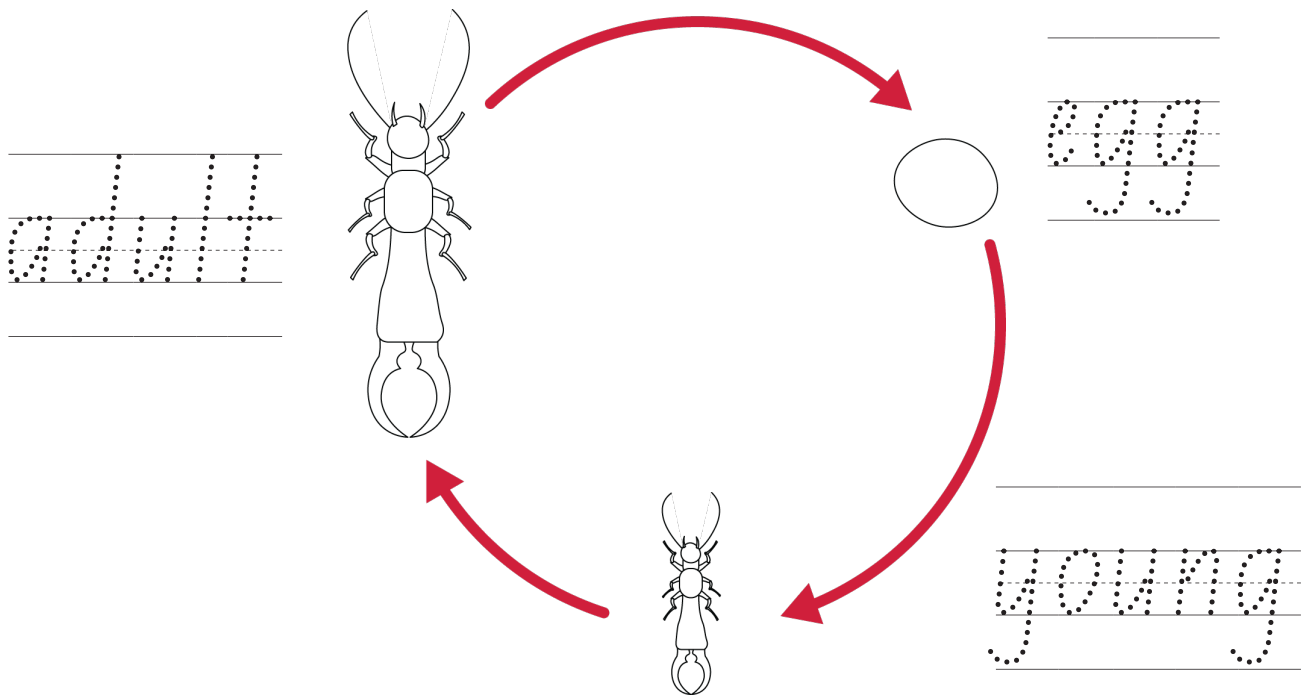
Thursday 7 May, 2020

Lower primary

View this episode after screening at <https://iview.abc.net.au/show/im-a-creepy-crawly>

After the episode:

3. Lifecycle of an earwig - trace the words and colour the pictures. Identify on the life cycle when the earwig sheds its skin.



4. Go on a creepy crawly search at your house. How many creepy crawlies did you find? Draw or take photos of the creepy crawlies. Share your discoveries with someone.

Remember: do not touch the creepy crawlies!

Follow-up activity: Create your own creepy crawly using different materials.

Friday 8 May, 2020

Lower primary

Program: Play School Story Time

Episode title: Kumi Taguchi: Too Many Pears

Time: 10:10am on ABC ME

About: ABC News presenter Kumi Taguchi swaps the news desk for the Story Time couch to read Jackie French and illustrator, Bruce Whatley's beloved story about Pamela the cow in 'Too Many Pears'.



After the episode:

1. Draw what happened in 'Too Many Pears'.

Beginning

Middle

End

Friday 8 May, 2020

Lower primary


View this episode after screening at <https://iview.abc.net.au/show/play-school-story-time>

After the episode:

2. Call someone you know. On the call:

- Retell the story.
- Describe the characters.
- Share what you liked or disliked about the book.

3. Pamela picked 10 pears. She shared some with Amy and kept some for herself. Draw a picture to show how many pears Pamela might have had and how many she might have shared with Amy. How many possible combinations are there? Show your thinking on some extra paper.



4. **Optional activity** - Pamela eats a total of 600 pears. That's a lot of pears to eat! She eats different types of pears:

- red pears
- yellow pears
- pears and chocolate sauce
- baked pears
- pear pie
- pancake pears

How many of the 600 pears might have been in each category? What's another combination? Show your thinking on some extra paper.

Follow-up activity: What could you make that uses pears? Cook a recipe with someone. Write the recipe in a letter to a friend for them to try.

