

# Homework Term 2, Week 2

Draw or find pictures of these sounds and paste them into your book.

Please only use one (additional) page of your book for all homework. Use only pencils.

## Week 2 news topic:

Select an object, topic or event that begins with the same letter as your name.

Prepare 2-3 things to tell your classmates about what you have chosen! You may like to bring in the object or a picture to help you




Read and draw

The pig is sad.

Sit on the mat.

Read your sight words every night. Chose 1 of this weeks words and write it 3 times.

big no in




# Homework Term 2, Week 3

Please only use one (additional) page of your book for all homework.


Use only pencils.

Draw or find pictures of things where you can hear the sounds **r** at the **end** of the word and paste them into your book.

Write the beginning sound



Write the middle sound



Week 3 news topic: Student choice!

Prepare 2-3 things to tell your classmates about what you have chosen. You may like to bring something to show while you are talking.

Read and draw


pin

rat

mop

Read your sight words every night. Chose 1 of this weeks words and write it 3 times. Remember to bring your sight word book and home reader on your news day for check and change.

and for looked




# Homework Term 2, Week 4

Draw or find pictures of these sounds and paste them into your book.


Please only use one (additional) page of your book for all homework. Use only pencils.

l




l

h




h

f



f

b



b

## News:

For news this week we ask students to share a special object from their/their family's past:

- Say if it is old or new.
- Say what it was used for.
- Say why it is special.


Draw your special object here:

Use your sounds to read and draw:

The hat is on the bed.

Read your sight words. Write each word on the next page

you me see



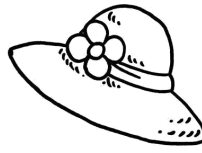



# Homework Term 2, Week 5

Please only use one (additional) page of your book for all homework.

Use only pencils.

Draw or find pictures of things where you can hear the sounds **l** at the **end** of the word and paste them into your book.

Code bust! Write the beginning sound for each picture. What word did you make? Write it and draw it.



Week 3 news topic: Student choice!

Prepare 2-3 things to tell your classmates about what you have chosen. You may like to bring something to show while you are talking.

Read and draw


*hat*

*lip*

*bed*

Read your sight words every night. Chose 1 of this weeks words and write it 3 times. Remember to bring your sight word book and home reader on your news day for check and change.

*are asleep my*






# Homework Term 2, Week 6

Please only use one (additional) page of your book for all homework.

Use only pencils.

Draw or find pictures of items beginning with these sounds and paste them into your book.

Remember to read your home reader.



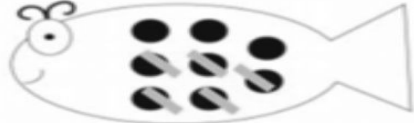


Read and draw

Read your sight words

happy

can

I see a jet and a van in the tub.

	$8 - 5 = \square$
	$6 - 1 = \square$
	$5 - 3 = \square$

News:

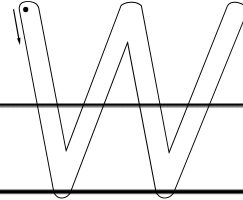
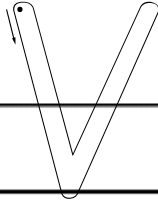
For news this week ask students to share a favourite story book.

# Homework Term 2, Week 7

Draw or cut and paste pictures of your choice and write the beginning sound for each. .  
Please only use one (additional) page of your book for all homework. Use only pencils.

**News** this week is student choice.

Use the lines to write the lower case letter for each capital.



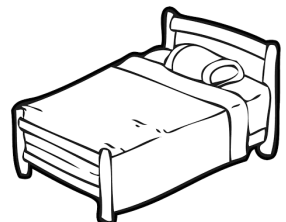


Read your sight words every day. Draw a picture of you with your **mother**.

*shouted*

*looking*

Write the **vowel** sound you hear in each word :

a e i o u



# Homework Term 1, Week 8

Draw or find pictures of things where you can hear the sounds m, i, d or n at the **end** of the word and paste them into your book. Please only use one (additional) page of your book for all homework. Use only pencils.

We can make words with our sounds!

in

am




sit

in

am

sit

Write the beginning sound



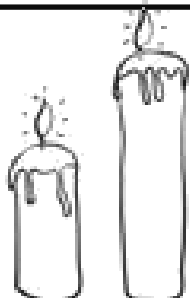



up

comes

mum

Colour the tall objects



# Homework Term 1, Week 10

Draw or find pictures of things where you can hear the sounds g, o, c or k at the **end** of the word and paste them into your book. Please only use one (additional) page of your book for all homework. Use only pencils.

Trace the words. Circle the nonsense word.

go

mog





dog

go

mog

dog

Write the beginning sound



little to hungry

Sort the shapes. Colour the same shape the same colour.

