


Homework Term 1, Week 5


Draw or find pictures of these sounds and paste them into your book.

Please only use one (additional) page of your book for all homework. Use only pencils.


s




a



t



p



s


a

t


p

Read and draw


Here is the ant.



Here is the moon.




Here is me.



is

here

the



1

2

3

4

5

Homework Term 1, Week 6

Draw or find pictures of things where you can hear the sounds a, t, p or s at the **end** of the word and paste them into your book. Please only use one (additional) page of your book for all homework. Use only pencils.

We can make words with our sounds!

at

sat





pat

at

sat



pat

Write the beginning sound



come look at

Count and write



Homework Term 1, Week 7

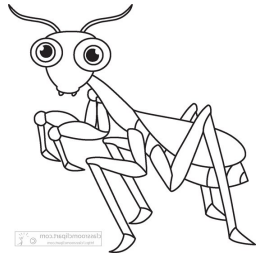
Draw or find pictures of these sounds and paste them into your book.

Please only use one (additional) page of your book for all homework. Use only pencils.

m



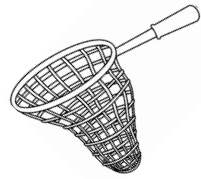
i



d



n



m

i

d

n

Read and draw


Look at the mouse.

I am a boy/girl.

The dog is too big.

Read your sight words

I am too



6

7

8

9

10

10

Homework Term 1, Week 8

Draw or find pictures of things where you can hear the sounds m, i, d or n at the **end** of the word and paste them into your book. Please only use one (additional) page of your book for all homework. Use only pencils.

We can make words with our sounds!

in

am




sit

in

am

sit

Write the beginning sound



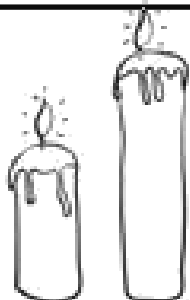



up

comes

mum


Colour the tall objects



Homework Term 1, Week 9

Draw or find pictures of these sounds and paste them into your book.

Please only use one (additional) page of your book for all homework. Use only pencils.



Read and draw

A cat is on a mat

Mum said "Hello!"

Look at the octopus.


Read your sight words

said

a

on

Color the objects that are heavy.



Homework Term 1, Week 10

Draw or find pictures of things where you can hear the sounds g, o, c or k at the **end** of the word and paste them into your book. Please only use one (additional) page of your book for all homework. Use only pencils.

Trace the words. Circle the nonsense word.

go

mog









dog

go

mog

dog

Write the beginning sound



little to hungry

Sort the shapes. Colour the same shape the same colour.

